smc
Moneywise. Be wise.

DERIVATIVE RESEARCH March 17, 2020

Index level

Index	Close	S1	S2	R1	R2
NIFTY	9118	8800	8700	9300	9400
BANKNIFTY	22961	21420	21000	24000	24430

Nifty snapshot

	16-Mar	13-Mar
Nifty Spot	9197.40	9955.20
Nifty Mar	9118.45	9897.70
Nifty Apr	9159.45	9943.30
Chg. OI (Mar) (%)	9.87	-4.70
Chg. OI (Apr) (%)	31.76	-3.16
50 Day SMA	11767	11829
100 Day SMA	11883	11907
200 Day SMA	11641	11654

Nifty option OI concentration

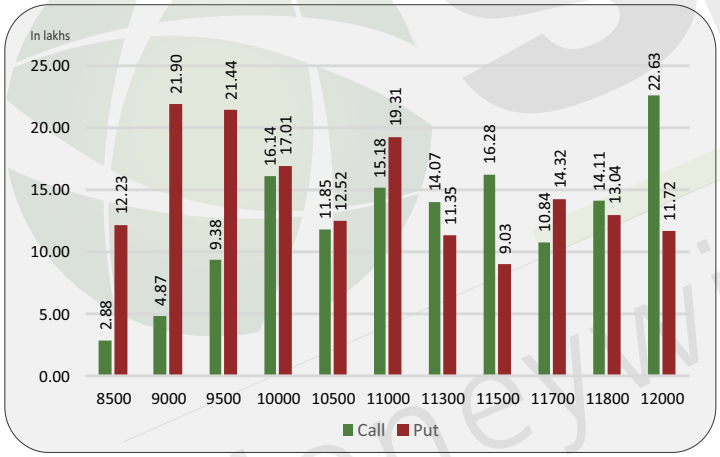

Nifty option OI change

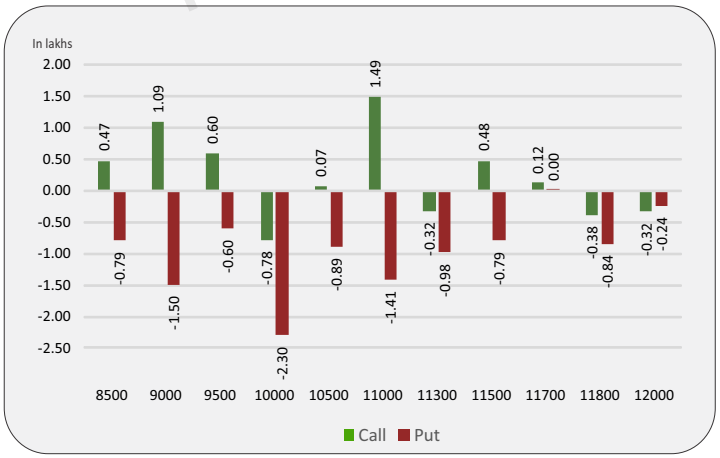

Nifty outlook

SGX Nifty 9202 (+84)

Today the markets are likely to open on a positive note. All the emerging markets are trading mixed. The coming session is likely to witness a range of 8800 on declines and 9300 on advances.

Stock is in ban period

No Stock

Sentiment indicator

	16-Mar	13-Mar	12-Mar	11-Mar	9-Mar
NIFTY Discount/Premium	-78.95	-57.50	-43.55	-7.65	10.90
COST OF CARRY%	0.75	0.73	0.76	0.81	0.79
PCR(OI)	0.97	1.06	1.12	1.18	1.18
PCR(VOL)	0.56	0.60	0.94	0.90	0.93
A/D RATIO(Nifty 50)	0.02	6.14	0.02	0.52	0.11
A/D RATIO(All FO Stock)*	0.04	4.15	0.01	0.45	0.07
IMPLIED VOLATILITY	56.03	47.73	44.78	27.64	28.23
VIX	58.88	51.47	41.16	31.56	31.56
HISTORICAL VOLATILITY	64.88	53.96	52.85	32.84	33.87

*All Future Stock

Nifty v/s OI

Date	Nifty	% Change	Open Interest	% Change
05-Mar	11255	0.1%	15140400	2.0%
06-Mar	10940	-2.8%	17413650	15.0%
09-Mar	10462	-4.4%	17250675	-0.9%
11-Mar	10451	-0.1%	16914675	-1.9%
12-Mar	9547	-8.7%	16218375	-4.1%
13-Mar	9898	3.7%	15456750	-4.7%
16-Mar	9118	-7.9%	16982700	9.9%

Fund flow (FII/DII)

	Net investment (in cr)
FII INDEX FUTURE	654
FII INDEX OPTION	-1302
FII STOCK FUTURE	-1109
FII STOCK OPTION	99
FII CASH	-3810
DII CASH	2615

Moneywise. Be wise.

FII'S activity in Nifty future

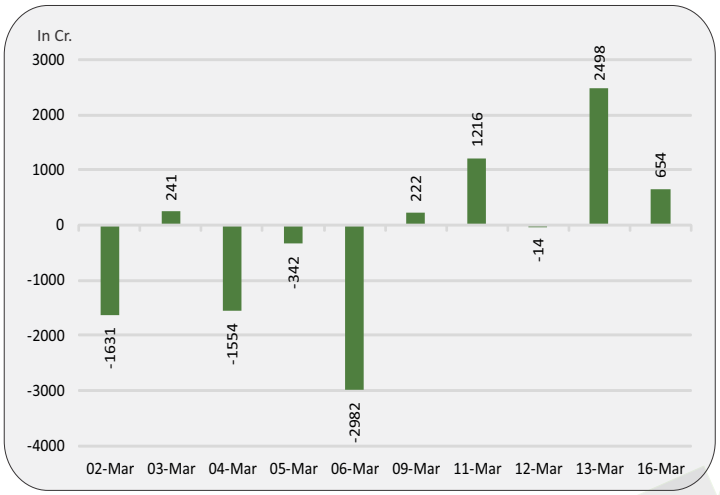

Nifty discount / premium

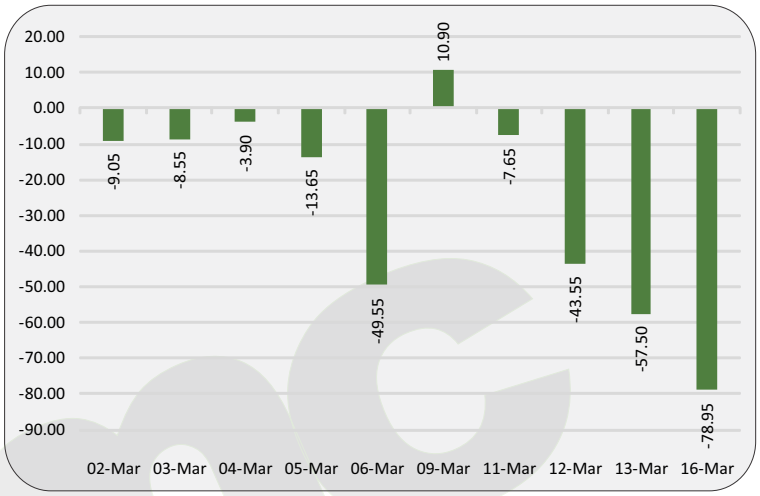

Top 10 long build up

	LTP	% Change	Open Interest	% OI Change
IDEA	5.8	1.77%	712264000	2.79%

Top 10 short build up

	LTP	% Change	Open Interest	% OI Change
PVR	1168.9	-2.86%	3115200	21.04%
INDIGO	959.3	-4.14%	3536700	12.24%
SHREECEM	20038.2	-6.07%	168150	7.41%
TORNTPHARM	1926.4	-1.22%	302000	7.28%
INFY	580.4	-9.69%	28130400	6.56%
POWERGRID	157.9	-2.65%	48400000	4.41%
BALKRISIND	886.9	-11.44%	1576000	3.96%
RBLBANK	160.0	-22.22%	15798000	3.95%
COALINDIA	144.3	-6.54%	31727700	2.70%
HAVELLS	560.1	-6.28%	5707000	2.68%

Indices to out perform

	Closing	% Change
PHARMA	6959	-4.25%
ENERGY	11017	-6.00%
FIN SERVICE	11123	-8.08%
PSU BANK	1497	-4.82%
BANK	23101	-8.21%

Indices to under perform

	Closing	% Change
IT	12451	-8.03%
FMCG	24708	-5.72%
SMALL CAP	4419	-6.41%
MEDIA	1226	-4.39%
REALTY	216	-8.35%

Stocks to out perform

	Closing	% Change
IDEA	5.8	1.77%
TATAPOWER	40.3	-4.17%
INFRATEL	209.8	-7.88%
CADILAHC	237.8	-2.08%
HINDPETRO	200.6	2.69%

Stocks to under perform

	Closing	% Change
NCC	20.8	-11.30%
ADANIENT	132.9	-10.32%
ADANIPOWER	28.4	-7.95%
MOTHERSUMI	66.1	2.88%
UPL	375.9	-8.57%

smc
Moneywise. Be wise.

Sector overview

Scrips/Indexs	OI Change	Volume Change (%)	Price Change	Remark
Auto	-8026230	-24.5%	-6.2%	Long Unwinding
Auto Ancillaries	-2535700	-15.2%	-1.5%	Short Buildup
PSU Banks	-13534800	-44.1%	-6.0%	Long Unwinding
Private Banks	-38682325	-25.4%	1.2%	Long Buildup
Capital goods	-1207575	-9.3%	-8.0%	Long Unwinding
Cement	-562850	-12.3%	-5.8%	Long Unwinding
Fertilizers	-129600	-50.1%	-8.3%	Long Unwinding
FMCG	-8619600	-29.0%	-5.5%	Long Unwinding
IT	1606500	14.0%	-8.2%	Long Unwinding
Real Estate	-897600	-22.0%	-10.5%	Long Unwinding

Sector overview

Scrips/Indexs	OI Change	Volume Change (%)	Price Change	Remark
Infrastructure	-11970000	-21.7%	-2.7%	Long Unwinding
Media	-856000	-29.1%	-8.0%	Long Unwinding
Metals	-8387400	-19.9%	-9.2%	Long Unwinding
NBFC	-5721200	-14.2%	-9.7%	Long Unwinding
Oil & Gas	-4384063	-32.6%	-6.5%	Long Unwinding
Pharma	-2164350	1.2%	-3.0%	Long Unwinding
Power	428800	-31.2%	-6.6%	Long Unwinding
Textile	-139975	-5.1%	-9.4%	Long Unwinding
Telecom	15735421	-20.1%	-2.1%	Short Buildup

Change in sector open interest

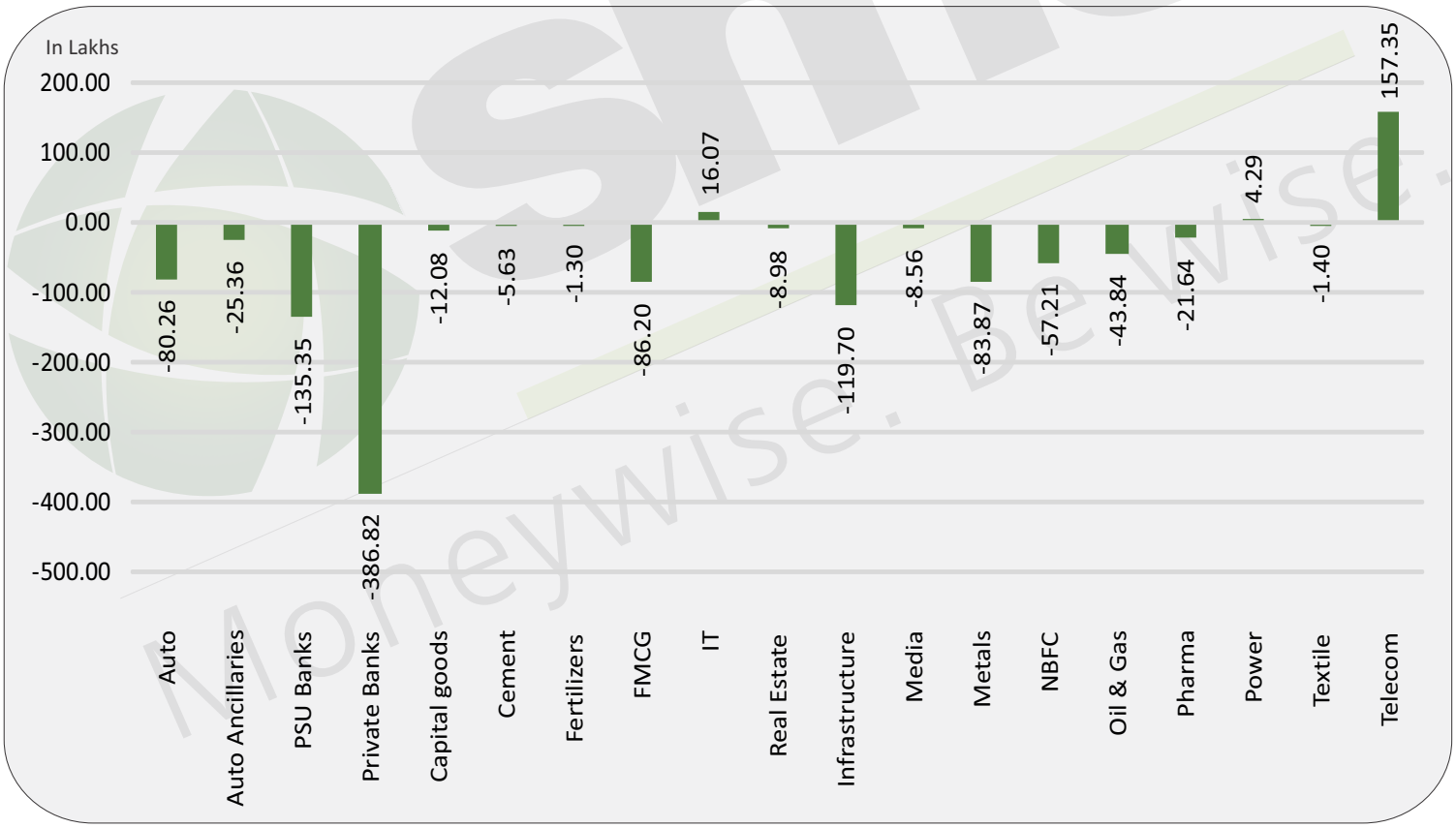

Moneywise. Be wise.

E-mail: smc.care@smcindiaonline.com

Moneywise. Be wise.

Corporate Office:
11/6B, Shanti Chamber,
Pusa Road, New Delhi - 110005
Tel: +91-11-30111000
www.smcindiaonline.com

Mumbai Office:
Lotus Corporate Park, A Wing 401 / 402 , 4th Floor , Graham Firth Steel Compound, Off Western Express Highway, Jay Coach Signal, Goreagon (East) Mumbai - 400063
Tel: 91-22-67341600, Fax: 91-22-67341697

Kolkata Office:
18, Rabindra Sarani, Poddar Court, Gate No-4,
5th Floor, Kolkata - 700001
Tel.: 033 6612 7000/033 4058 7000
Fax: 033 6612 7004/033 4058 7004

SMC Global Securities Ltd. (hereinafter referred to as "SMC") is regulated by the Securities and Exchange Board of India ("SEBI") and is licensed to carry on the business of broking, depository services and related activities. SMC is a registered member of National Stock Exchange of India Limited, Bombay Stock Exchange Limited, MSEI (Metropolitan Stock Exchange of India Ltd) and M/s SMC Comtrade Ltd is a registered member of National Commodity and Derivative Exchange Limited and Multi Commodity Exchanges of India and other commodity exchanges in India. SMC is also registered as a Depository Participant with CDSL and NSDL. SMC's other associates are registered as Merchant Bankers, Portfolio Managers, NBFC with SEBI and Reserve Bank of India. It also has registration with AMFI as a Mutual Fund Distributor.

SMC is a SEBI registered Research Analyst having registration number INH100001849. SMC or its associates has not been debarred/ suspended by SEBI or any other regulatory authority for accessing /dealing in securities market. SMC or its associates or its Research Analyst or his relatives do not hold any financial interest in the subject company interest at the time of publication of this Report. SMC or its associates or its Research Analyst or his relatives do not hold any actual/beneficial ownership of more than 1% (one percent) in the subject company, at the end of the month immediately preceding the date of publication of this Report. SMC or its associates its Research Analyst or his relatives does not have any material conflict of interest at the time of publication of this Report.

SMC or its associates/analyst has not received any compensation from the subject company covered by the Research Analyst during the past twelve months. The subject company has not been a client of SMC during the past twelve months. SMC or its associates has not received any compensation or other benefits from the subject company covered by analyst or third party in connection with the present Research Report. The Research Analyst has not served as an officer, director or employee of the subject company covered by him/her and SMC has not been engaged in the market making activity for the subject company covered by the Research Analyst in this report.

The views expressed by the Research Analyst in this Report are based solely on information available publicly available/internal data/ other reliable sources believed to be true. SMC does not represent/ provide any warranty expressly or impliedly to the accuracy, contents or views expressed herein and investors are advised to independently evaluate the market conditions/risks involved before making any investment decision. The research analysts who have prepared this Report hereby certify that the views /opinions expressed in this Report are their personal independent views/opinions in respect of the subject company.

Disclaimer: This Research Report is for the personal information of the authorized recipient and doesn't construe to be any investment, legal or taxation advice to the investor. It is only for private circulation and use. The Research Report is based upon information that we consider reliable, but we do not represent that it is accurate or complete, and it should not be relied upon as such. No action is solicited on the basis of the contents of this Research Report. The Research Report should not be reproduced or redistributed to any other person(s)in any form without prior written permission of the SMC. The contents of this material are general and are neither comprehensive nor inclusive. Neither SMC nor any of its affiliates, associates, representatives, directors or employees shall be responsible for any loss or damage that may arise to any person due to any action taken on the basis of this Research Report. It does not constitute personal recommendations or take into account the particular investment objectives, financial situations or needs of an individual client or a corporate/s or any entity/s. All investments involve risk and past performance doesn't guarantee future results. The value of, and income from investments may vary because of the changes in the macro and micro factors given at a certain period of time. The person should use his/her own judgment while taking investment decisions. Please note that SMC its affiliates, Research Analyst, officers, directors, and employees, including persons involved in the preparation or issuance if this Research Report: (a) from time to time, may have long or short positions in, and buy or sell the securities thereof, of the subject company(ies) mentioned here in; or (b) be engaged in any other transaction involving such securities and earn brokerage or other compensation or act as a market maker in the financial instruments of the subject company(ies) discussed herein or may perform or seek to perform investment banking services for such company(ies) or act as advisor or lender/borrower to such subject company(ies); or (c) may have any other potential conflict of interest with respect to any recommendation and related information and opinions. All disputes shall be subject to the exclusive jurisdiction of Delhi High court.