smc
Moneywise. Be wise.

DERIVATIVE RESEARCH

July 23, 2018

Nifty level

Nifty	S1	S2	R1	R2
11025	10900	10850	11100	11150

Nifty snapshot

	20-Jul	19-Jul
Nifty Spot	11010.20	10957.10
Nifty Jul	11024.85	10973.55
Nifty Aug	11041.15	10988.30
Chg. OI (Jul) (%)	0.86	-2.55
Chg. OI (Aug) (%)	37.18	42.36
50 Day SMA	10757	10753
100 Day SMA	10590	10585
200 Day SMA	10508	10502

Nifty option OI concentration

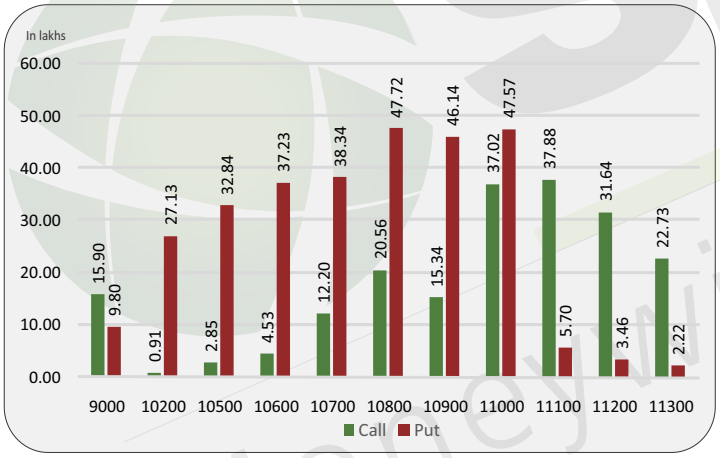

Nifty option OI change

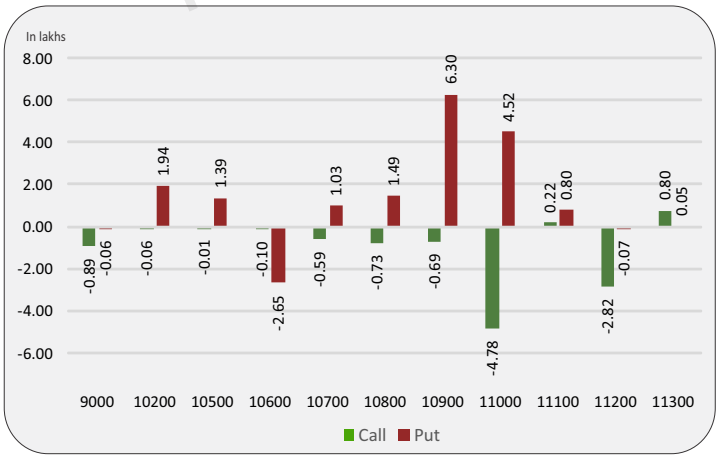

Nifty outlook

SGX Nifty 11,021 (-4)

Today the markets are likely to open on flat note. All the emerging markets are trading in red. The coming session is likely to witness a range of 10900 on declines and 11100 on advances.

Stock is in ban period

ADANIENT, ADANIPOWER

Sentiment indicator

	20-Jul	19-Jul	18-Jul	17-Jul	16-Jul
NIFTY Discount/Premium	14.65	16.45	-1.85	15.70	7.40
COST OF CARRY%	0.91	0.89	0.86	0.87	0.84
PCR(OI)	1.51	1.37	1.39	1.48	1.38
PCR(VOL)	0.95	1.05	1.20	1.02	1.12
A/D RATIO(Nifty 50)	1.68	0.82	0.38	4.10	0.28
A/D RATIO(All FO Stock)*	1.92	0.74	0.24	7.13	0.11
Implied Volatility	11.79	11.86	11.99	11.24	11.38
VIX	13.54	13.59	13.68	12.83	12.83
HISTORY. VOL	10.91	11.02	11.37	11.57	11.52

*All Future Stock

Nifty v/s OI

Date	Nifty	% Change	Open Interest	% Change
12-Jul	11016	0.7%	25162950	3.5%
13-Jul	11020	0.0%	25203825	0.2%
16-Jul	10944	-0.7%	24467100	-2.9%
17-Jul	11024	0.7%	25041375	2.3%
18-Jul	10979	-0.4%	24518700	-2.1%
19-Jul	10974	0.0%	23893725	-2.5%
20-Jul	11025	0.5%	24098925	0.9%

Fund flow (FII/DII)

	Net investment (in cr)
FII INDEX FUTURE	-985
FII INDEX OPTION	-282
FII STOCK FUTURE	594
FII STOCK OPTION	-327
FII CASH	310
DII CASH	-51

smc
Moneywise. Be wise.

FII'S activity in Nifty future

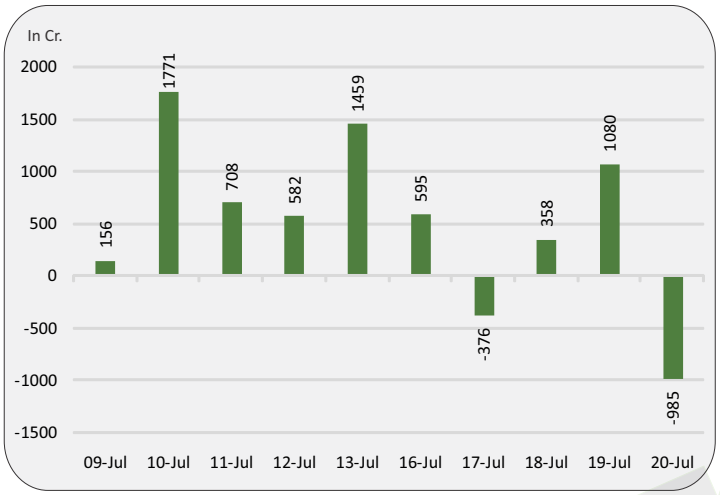

Nifty discount / premium

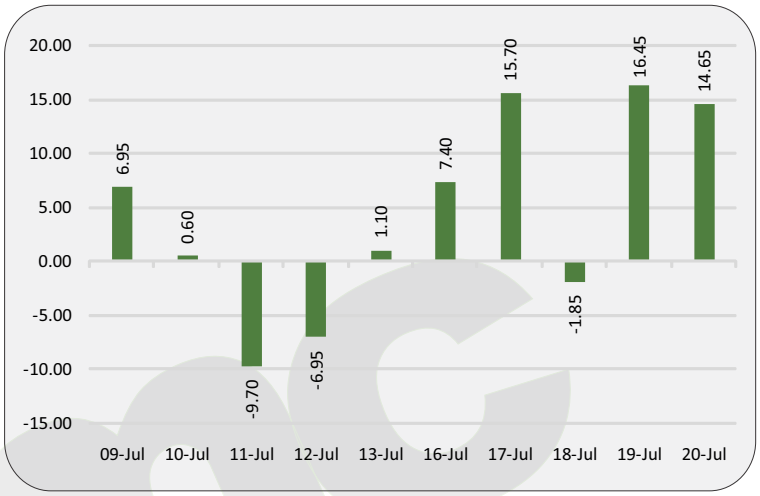

Top 10 long build up

	LTP	% Change	Open Interest	% OI Change
BAJAJFINSV	6662.2	5.55%	683000	5.63%
BAJFINANCE	2728.3	8.27%	5213000	4.69%
CEATLTD	1359.6	7.50%	1566600	4.02%
APOLLOTYRE	280.8	1.61%	8328000	2.10%
BATAINDIA	845.6	1.79%	4127200	1.30%
CONCOR	654.5	0.72%	2980000	0.42%

Top 10 short build up

	LTP	% Change	Open Interest	% OI Change
INDIANB	311.5	-5.05%	2498000	20.56%
HAVELLS	562.8	-0.08%	4244000	8.35%
APOLLOHOSP	932.9	-2.41%	874500	5.87%
BAJAJ-AUTO	2844.0	-8.80%	2990750	2.96%
HINDALCO	196.3	-1.21%	38969000	1.32%

Indices to out perform

	Closing	% Change
FMCG	29281	0.23%
ENERGY	14542	0.77%
IT	14701	1.46%
PSU BANK	2802	0.44%
REALTY	257	1.26%

Indices to under perform

	Closing	% Change
AUTO	10753	-0.43%
BANK	26873	0.31%
PSE	3479	-0.66%
FIN SERVICE	11271	0.55%
METAL	3092	-0.40%

Stocks to out perform

	Closing	% Change
ADANIPOWER	24.7	10.76%
ADANIENT	163.5	7.71%
FEDERALBNK	86.1	0.00%
BAJFINANCE	2728.3	8.27%
CEATLTD	1359.6	7.50%

Stocks to under perform

	Closing	% Change
ASHOKLEY	107.6	1.41%
MINDTREE	980.0	0.89%
BAJAJ-AUTO	2844.0	-8.80%
HINDALCO	196.3	-1.21%
HINDUNILVR	1659.3	0.48%

smc
Moneywise. Be wise.

Sector overview

Scrips/Indexs	OI Change	Volume Change (%)	Price Change	Remark
Auto	-6265375	26.2%	-1.7%	Short Buildup
Auto Ancillaries	-952070	46.9%	2.0%	Long Buildup
PSU Banks	-13759500	-36.4%	0.9%	Long Buildup
Private Banks	-22327094	-19.9%	0.8%	Long Buildup
Capital goods	-615250	3.4%	1.5%	Long Buildup
Cement	-21061350	-19.2%	1.4%	Long Buildup
Fertilizers	-742200	-38.4%	-0.5%	Long Unwinding
FMCG	-5402500	-15.8%	0.2%	Long Buildup
IT	-1528300	-1.6%	1.1%	Long Buildup
Real Estate	-800000	-41.0%	0.2%	Long Buildup

Sector overview

Scrips/Indexs	OI Change	Volume Change (%)	Price Change	Remark
Infrastructure	-6609500	-35.7%	-0.2%	Long Unwinding
Media	-1284800	-31.3%	0.4%	Long Buildup
Metals	-18840678	-38.0%	-0.4%	Short Buildup
NBFC	-20628300	10.4%	1.2%	Long Buildup
Oil & Gas	-7929919	18.7%	-0.8%	Short Buildup
Pharma	-3631650	10.1%	1.7%	Long Buildup
Power	-22147300	16.1%	1.6%	Long Buildup
Textile	-397975	-26.7%	0.4%	Short Covering
Telecom	-11805500	-9.3%	0.8%	Long Buildup

Change in sector open interest

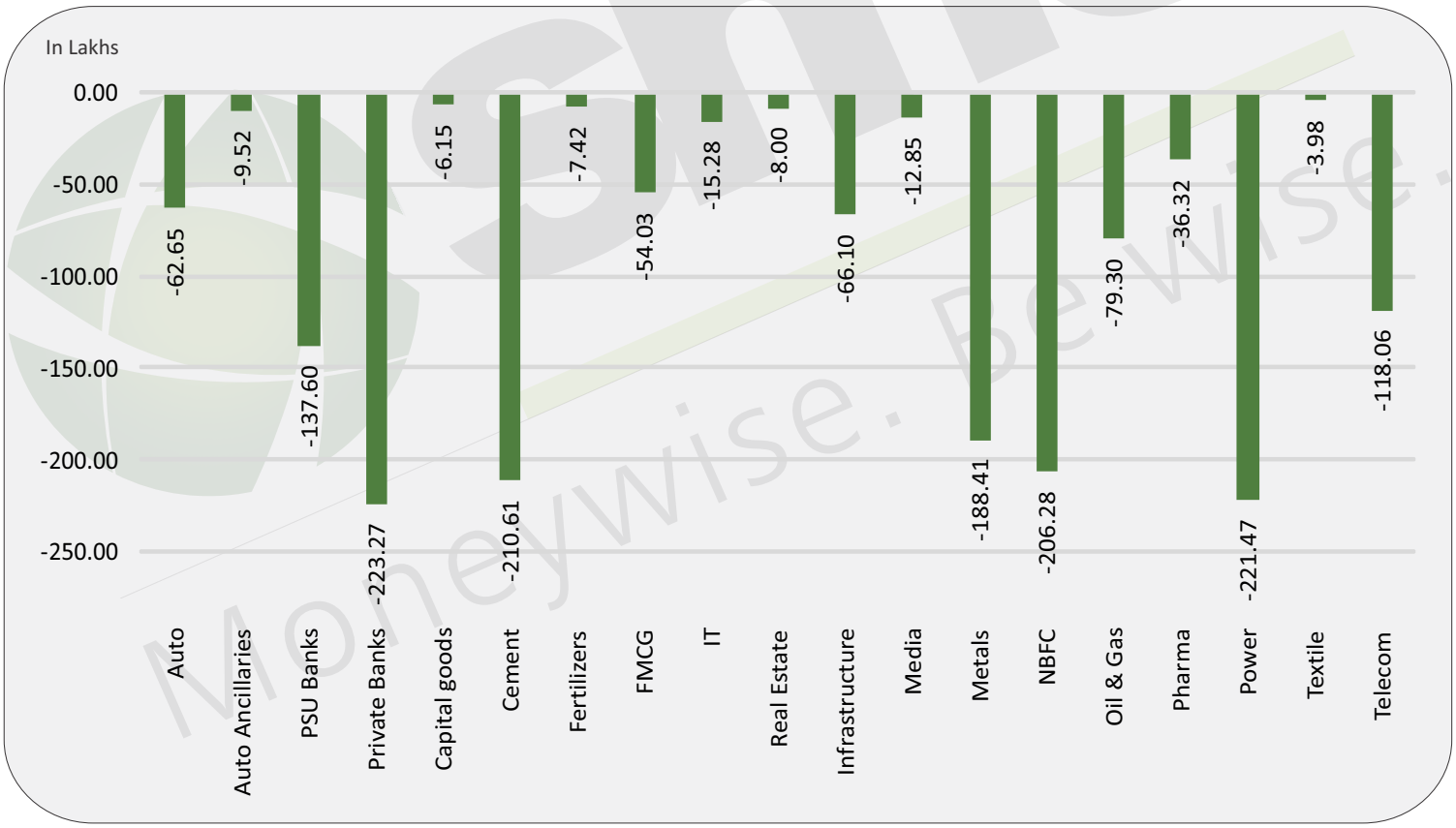

Moneywise. Be wise.

E-mail: smc.care@smcindiaonline.com

Moneywise. Be wise.

Corporate Office:
11/6B, Shanti Chamber,
Pusa Road, New Delhi - 110005
Tel: +91-11-30111000
www.smcindiaonline.com

Mumbai Office:
Lotus Corporate Park, A Wing 401 / 402 , 4th Floor , Graham Firth Steel Compound, Off Western Express Highway, Jay Coach Signal, Goreagon (East) Mumbai - 400063
Tel: 91-22-67341600, Fax: 91-22-67341697

Kolkata Office:
18, Rabindra Sarani, Poddar Court, Gate No-4,
5th Floor, Kolkata - 700001
Tel.: 033 6612 7000/033 4058 7000
Fax: 033 6612 7004/033 4058 7004

SMC Global Securities Ltd. (hereinafter referred to as "SMC") is regulated by the Securities and Exchange Board of India ("SEBI") and is licensed to carry on the business of broking, depository services and related activities. SMC is a registered member of National Stock Exchange of India Limited, Bombay Stock Exchange Limited, MSEI (Metropolitan Stock Exchange of India Ltd) and M/s SMC Comtrade Ltd is a registered member of National Commodity and Derivative Exchange Limited and Multi Commodity Exchanges of India and other commodity exchanges in India. SMC is also registered as a Depository Participant with CDSL and NSDL. SMC's other associates are registered as Merchant Bankers, Portfolio Managers, NBFC with SEBI and Reserve Bank of India. It also has registration with AMFI as a Mutual Fund Distributor.

SMC is a SEBI registered Research Analyst having registration number INH100001849. SMC or its associates has not been debarred/ suspended by SEBI or any other regulatory authority for accessing /dealing in securities market. SMC or its associates or its Research Analyst or his relatives do not hold any financial interest in the subject company interest at the time of publication of this Report. SMC or its associates or its Research Analyst or his relatives do not hold any actual/beneficial ownership of more than 1% (one percent) in the subject company, at the end of the month immediately preceding the date of publication of this Report. SMC or its associates its Research Analyst or his relatives does not have any material conflict of interest at the time of publication of this Report.

SMC or its associates/analyst has not received any compensation from the subject company covered by the Research Analyst during the past twelve months. The subject company has not been a client of SMC during the past twelve months. SMC or its associates has not received any compensation or other benefits from the subject company covered by analyst or third party in connection with the present Research Report. The Research Analyst has not served as an officer, director or employee of the subject company covered by him/her and SMC has not been engaged in the market making activity for the subject company covered by the Research Analyst in this report.

The views expressed by the Research Analyst in this Report are based solely on information available publicly available/internal data/ other reliable sources believed to be true. SMC does not represent/ provide any warranty expressly or impliedly to the accuracy, contents or views expressed herein and investors are advised to independently evaluate the market conditions/risks involved before making any investment decision. The research analysts who have prepared this Report hereby certify that the views /opinions expressed in this Report are their personal independent views/opinions in respect of the subject company.

Disclaimer: This Research Report is for the personal information of the authorized recipient and doesn't construe to be any investment, legal or taxation advice to the investor. It is only for private circulation and use. The Research Report is based upon information that we consider reliable, but we do not represent that it is accurate or complete, and it should not be relied upon as such. No action is solicited on the basis of the contents of this Research Report. The Research Report should not be reproduced or redistributed to any other person(s)in any form without prior written permission of the SMC. The contents of this material are general and are neither comprehensive nor inclusive. Neither SMC nor any of its affiliates, associates, representatives, directors or employees shall be responsible for any loss or damage that may arise to any person due to any action taken on the basis of this Research Report. It does not constitute personal recommendations or take into account the particular investment objectives, financial situations or needs of an individual client or a corporate/s or any entity/s. All investments involve risk and past performance doesn't guarantee future results. The value of, and income from investments may vary because of the changes in the macro and micro factors given at a certain period of time. The person should use his/her own judgment while taking investment decisions. Please note that SMC its affiliates, Research Analyst, officers, directors, and employees, including persons involved in the preparation or issuance if this Research Report: (a) from time to time, may have long or short positions in, and buy or sell the securities thereof, of the subject company(ies) mentioned here in; or (b) be engaged in any other transaction involving such securities and earn brokerage or other compensation or act as a market maker in the financial instruments of the subject company(ies) discussed herein or may perform or seek to perform investment banking services for such company(ies) or act as advisor or lender/borrower to such subject company(ies); or (c) may have any other potential conflict of interest with respect to any recommendation and related information and opinions. All disputes shall be subject to the exclusive jurisdiction of Delhi High court.