smc
Moneywise. Be wise.

DERIVATIVE RESEARCH June 21, 2019

Nifty level

Nifty	S1	S2	R1	R2
11849	11750	11700	11950	12000

Nifty snapshot

	20-Jun	19-Jun
Nifty Spot	11831.75	11691.45
Nifty Jun	11849.45	11708.60
Nifty Jul	11883.85	11741.75
Chg. OI (Jun) (%)	-2.38	-2.81
Chg. OI (Jul) (%)	27.15	27.52
50 Day SMA	11686	11681
100 Day SMA	11374	11364
200 Day SMA	11100	11099

Nifty option OI concentration

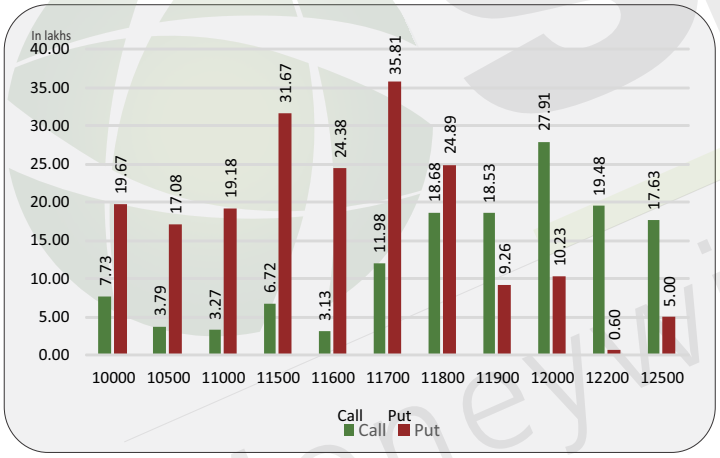

Nifty option OI change

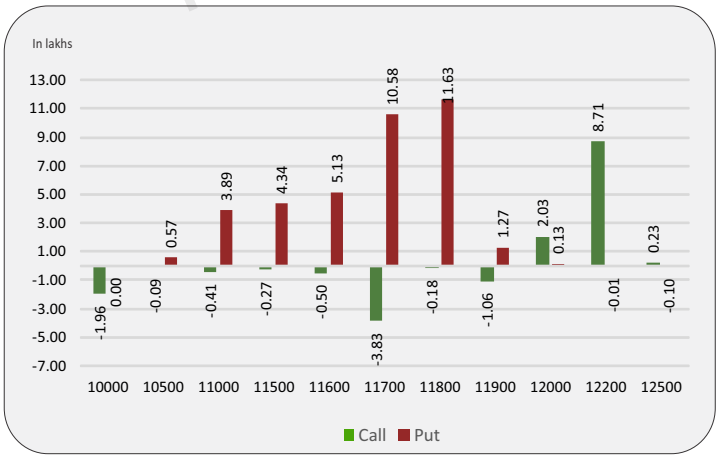

Nifty outlook

SGX Nifty 11,855 (+6)

Today the markets are likely to open on a flat note. All the emerging markets are trading mixed. The coming session is likely to witness a range of 11750 on declines and 11950 on advances.

Stock is in ban period

IDBI, JISLJALEQS, RELCAPITAL, RELINFRA

Sentiment indicator

	20-Jun	19-Jun	18-Jun	17-Jun	14-Jun
NIFTY Discount/Premium	17.70	17.15	9.00	25.40	14.75
COST OF CARRY%	0.90	0.89	0.87	0.86	0.82
PCR(OI)	1.43	1.25	1.23	1.20	1.29
PCR(VOL)	1.06	0.98	1.03	0.83	0.94
A/D RATIO(Nifty 50)	15.67	0.50	1.22	0.13	0.21
A/D RATIO(All FO Stock)*	13.23	0.42	0.92	0.14	0.19
IMPLIED VOLATILITY	12.84	14.49	13.43	16.85	15.09
VIX	14.00	14.73	14.60	14.65	14.65
HISTORICAL VOLATILITY	17.42	17.02	17.55	18.1	17.76

*All Future Stock

Nifty v/s OI

Date	Nifty	% Change	Open Interest	% Change
12-Jun	11917	-0.5%	18483450	-3.5%
13-Jun	11928	0.1%	18370125	-0.6%
14-Jun	11838	-0.8%	18467400	0.5%
17-Jun	11698	-1.2%	18857175	2.1%
18-Jun	11701	0.0%	18336000	-2.8%
19-Jun	11709	0.1%	17820150	-2.8%
20-Jun	11849	1.2%	17396100	-2.4%

Fund flow (FII/DII)

	Net investment (in cr)
FII INDEX FUTURE	-237
FII INDEX OPTION	1508
FII STOCK FUTURE	1076
FII STOCK OPTION	133
FII CASH	-438
DII CASH	1241

smc
Moneywise. Be wise.

FII'S activity in Nifty future

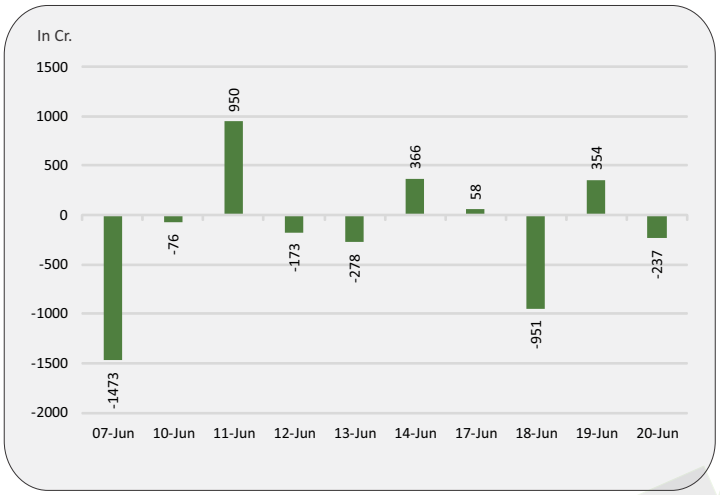

Nifty discount / premium

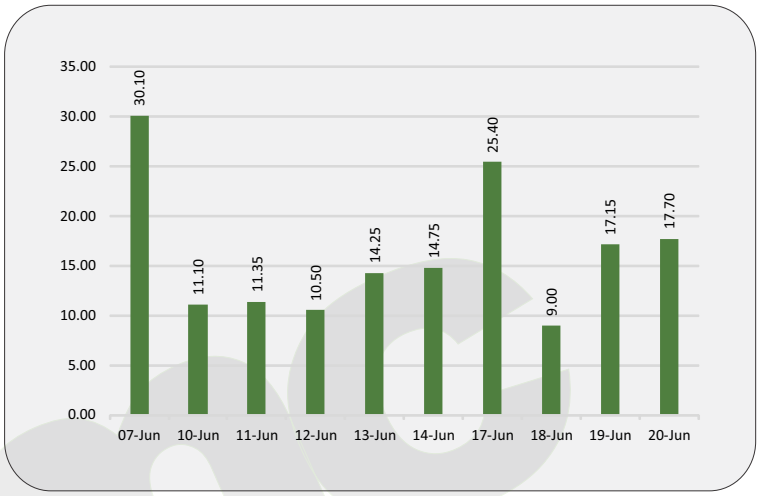

Top 10 long build up

	LTP	% Change	Open Interest	% OI Change
HEXAWARE	380.3	3.96%	1969500	9.33%
CESC	764.8	0.96%	1001550	8.65%
JUSTDIAL	732.2	3.40%	2514400	6.97%
M&MFIN	404.6	3.74%	10345000	6.86%
KOTAKBANK	1516.6	1.22%	8436400	5.86%
AXISBANK	774.0	0.23%	36826800	5.46%
EICHERMOT	19865.6	0.20%	342700	4.59%
PAGEIND	20443.4	0.97%	159675	4.26%
BAJFINANCE	3593.2	1.88%	5314000	3.82%
JISLJALEQS	24.1	22.08%	30231000	3.23%

Top 10 short build up

	LTP	% Change	Open Interest	% OI Change
CHOLAFIN	283.3	-0.25%	3112500	11.06%
LICHSGFIN	541.4	-0.02%	7322700	8.24%
HINDPETRO	293.7	-0.99%	14328300	2.90%
COLPAL	1144.0	-0.10%	2242100	2.56%
INDIGO	1582.8	-1.67%	2644800	2.18%
BRITANNIA	2835.0	-1.43%	1990400	1.60%

Indices to out perform

	Closing	% Change
BANK	30781	1.38%
FIN SERVICE	13438	1.23%
METAL	2940	1.86%
PHARMA	8029	3.06%
PSU BANK	3066	2.70%

Indices to under perform

	Closing	% Change
FMCG	29651	0.22%
IT	16317	0.21%
SMALL CAP	6162	1.52%
MIDCAP	4839	1.79%
ENERGY	16081	1.22%

Stocks to out perform

	Closing	% Change
HEXAWARE	380.3	3.96%
APOLLOTYRE	193.8	3.14%
DIVISLAB	1601.6	3.93%
UNIONBANK	75.5	4.28%
SHREECEM	21233.8	3.89%

Stocks to under perform

	Closing	% Change
PCJEWELLER	46.2	7.07%
UPL	872.3	-8.33%
ARVIND	63.3	6.21%
DHFL	68.1	26.93%
IRB	97.1	3.24%

Moneywise. Be wise.

Sector overview

Scrips/Indexs	OI Change	Volume Change (%)	Price Change	Remark
Auto	-9292450	3.0%	3.1%	Long Buildup
Auto Ancillaries	-395790	-33.0%	2.0%	Long Buildup
PSU Banks	-10803200	-6.8%	3.5%	Long Buildup
Private Banks	-3422345	18.7%	2.3%	Long Buildup
Capital goods	-371275	21.1%	1.9%	Long Buildup
Cement	-2172000	41.4%	2.7%	Long Buildup
Fertilizers	-284400	156.1%	-3.4%	Long Unwinding
FMCG	243000	15.7%	1.1%	Long Buildup
IT	-9819700	28.7%	0.3%	Long Buildup
Real Estate	-735800	-7.9%	3.0%	Long Buildup

Sector overview

Scrips/Indexs	OI Change	Volume Change (%)	Price Change	Remark
Infrastructure	-16718200	-24.0%	3.4%	Long Buildup
Media	-3453100	-12.1%	3.0%	Long Buildup
Metals	-9328828	-30.5%	2.1%	Long Buildup
NBFC	-4185850	-31.1%	8.2%	Long Buildup
Oil & Gas	-710881	-22.3%	1.3%	Long Buildup
Pharma	-1644200	6.5%	2.7%	Long Buildup
Power	-26284550	-52.1%	8.1%	Long Buildup
Textile	-475375	-38.4%	2.8%	Long Buildup
Telecom	-11291226	-16.5%	2.4%	Long Buildup

Change in sector open interest

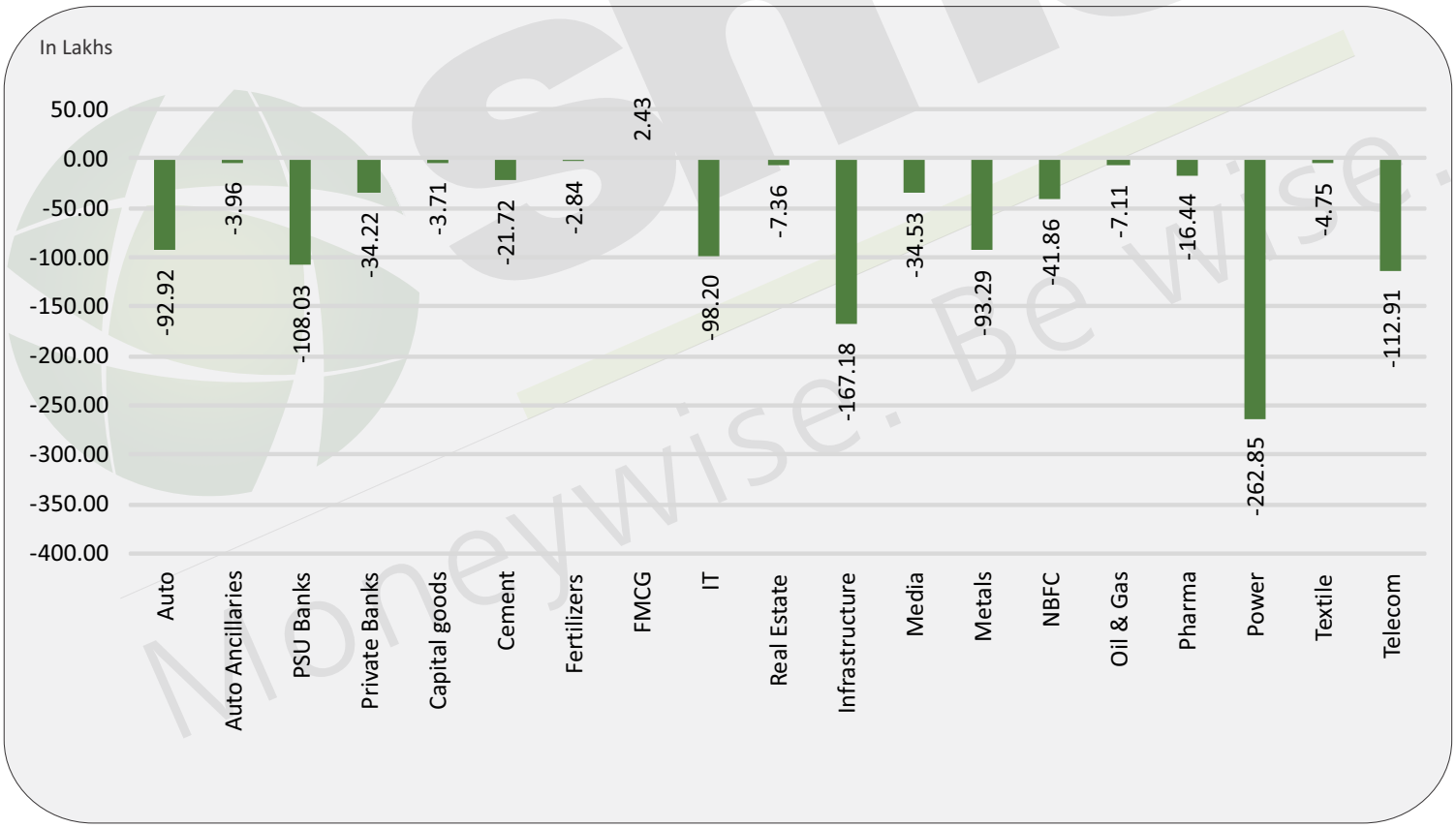

Moneywise. Be wise.

E-mail: smc.care@smcindiaonline.com

Moneywise. Be wise.

Corporate Office:
11/6B, Shanti Chamber,
Pusa Road, New Delhi - 110005
Tel: +91-11-30111000
www.smcindiaonline.com

Mumbai Office:
Lotus Corporate Park, A Wing 401 / 402 , 4th Floor , Graham Firth Steel Compound, Off Western Express Highway, Jay Coach Signal, Goreagon (East) Mumbai - 400063
Tel: 91-22-67341600, Fax: 91-22-67341697

Kolkata Office:
18, Rabindra Sarani, Poddar Court, Gate No-4,
5th Floor, Kolkata - 700001
Tel.: 033 6612 7000/033 4058 7000
Fax: 033 6612 7004/033 4058 7004

SMC Global Securities Ltd. (hereinafter referred to as "SMC") is regulated by the Securities and Exchange Board of India ("SEBI") and is licensed to carry on the business of broking, depository services and related activities. SMC is a registered member of National Stock Exchange of India Limited, Bombay Stock Exchange Limited, MSEI (Metropolitan Stock Exchange of India Ltd) and M/s SMC Comtrade Ltd is a registered member of National Commodity and Derivative Exchange Limited and Multi Commodity Exchanges of India and other commodity exchanges in India. SMC is also registered as a Depository Participant with CDSL and NSDL. SMC's other associates are registered as Merchant Bankers, Portfolio Managers, NBFC with SEBI and Reserve Bank of India. It also has registration with AMFI as a Mutual Fund Distributor.

SMC is a SEBI registered Research Analyst having registration number INH100001849. SMC or its associates has not been debarred/ suspended by SEBI or any other regulatory authority for accessing /dealing in securities market. SMC or its associates or its Research Analyst or his relatives do not hold any financial interest in the subject company interest at the time of publication of this Report. SMC or its associates or its Research Analyst or his relatives do not hold any actual/beneficial ownership of more than 1% (one percent) in the subject company, at the end of the month immediately preceding the date of publication of this Report. SMC or its associates its Research Analyst or his relatives does not have any material conflict of interest at the time of publication of this Report.

SMC or its associates/analyst has not received any compensation from the subject company covered by the Research Analyst during the past twelve months. The subject company has not been a client of SMC during the past twelve months. SMC or its associates has not received any compensation or other benefits from the subject company covered by analyst or third party in connection with the present Research Report. The Research Analyst has not served as an officer, director or employee of the subject company covered by him/her and SMC has not been engaged in the market making activity for the subject company covered by the Research Analyst in this report.

The views expressed by the Research Analyst in this Report are based solely on information available publicly available/internal data/ other reliable sources believed to be true. SMC does not represent/ provide any warranty expressly or impliedly to the accuracy, contents or views expressed herein and investors are advised to independently evaluate the market conditions/risks involved before making any investment decision. The research analysts who have prepared this Report hereby certify that the views /opinions expressed in this Report are their personal independent views/opinions in respect of the subject company.

Disclaimer: This Research Report is for the personal information of the authorized recipient and doesn't construe to be any investment, legal or taxation advice to the investor. It is only for private circulation and use. The Research Report is based upon information that we consider reliable, but we do not represent that it is accurate or complete, and it should not be relied upon as such. No action is solicited on the basis of the contents of this Research Report. The Research Report should not be reproduced or redistributed to any other person(s)in any form without prior written permission of the SMC. The contents of this material are general and are neither comprehensive nor inclusive. Neither SMC nor any of its affiliates, associates, representatives, directors or employees shall be responsible for any loss or damage that may arise to any person due to any action taken on the basis of this Research Report. It does not constitute personal recommendations or take into account the particular investment objectives, financial situations or needs of an individual client or a corporate/s or any entity/s. All investments involve risk and past performance doesn't guarantee future results. The value of, and income from investments may vary because of the changes in the macro and micro factors given at a certain period of time. The person should use his/her own judgment while taking investment decisions. Please note that SMC its affiliates, Research Analyst, officers, directors, and employees, including persons involved in the preparation or issuance if this Research Report: (a) from time to time, may have long or short positions in, and buy or sell the securities thereof, of the subject company(ies) mentioned here in; or (b) be engaged in any other transaction involving such securities and earn brokerage or other compensation or act as a market maker in the financial instruments of the subject company(ies) discussed herein or may perform or seek to perform investment banking services for such company(ies) or act as advisor or lender/borrower to such subject company(ies); or (c) may have any other potential conflict of interest with respect to any recommendation and related information and opinions. All disputes shall be subject to the exclusive jurisdiction of Delhi High court.