

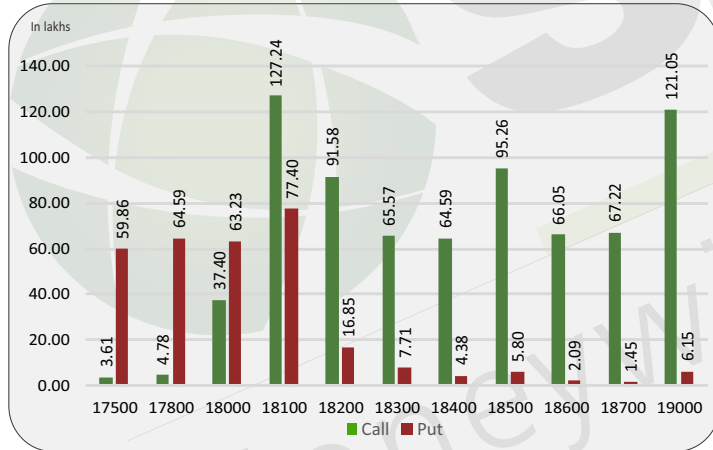
Index level

Index	Close	S1	S2	R1	R2
NIFTY	18056	18050	18000	18250	18300
BANKNIFTY	42542	42300	42100	42800	43000

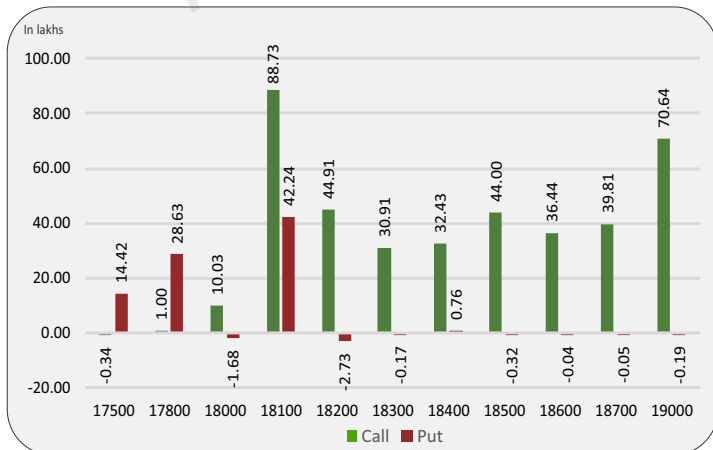
Nifty snapshot

	20-Jan	19-Jan
Nifty Spot	18027.65	18107.85
Nifty Jan	18055.80	18113.15
Nifty Feb	18131.60	18198.45
Chg. OI (Dec) (%)	-2.09	-6.24
Chg. OI (Jan) (%)	32.73	4.26
50 Day SMA	18283	18283
100 Day SMA	17940	17938
200 Day SMA	17283	17287

Nifty option OI concentration



Nifty option OI change



Nifty outlook

SGX 18143 (+87)

Today the markets are likely to open on a positive note. All the emerging markets are trading in green. The coming session is likely to witness a range of 18050 on declines and 18250 on advances.

Stock is in ban period

DELTACORP, L&TFH, PVR

Sentiment indicator

	20-Jan	19-Jan	18-Jan	17-Jan	16-Jan
NIFTY Discount/Premium	28.15	5.30	33.80	35.50	46.90
COST OF CARRY%	0.93	0.92	0.91	0.89	0.88
PCR(OI)	0.72	1.06	1.14	1.12	1.06
PCR(VOL)	0.98	1.05	1.03	1.08	0.90
A/D RATIO(Nifty 50)	0.32	0.52	3.08	2.85	0.56
A/D RATIO(All FO Stock)*	0.30	0.49	2.51	1.32	0.47
IMPLIED VOLATILITY	13.37	13.54	13.83	14.18	14.73
VIX	13.79	13.96	14.37	14.59	15.02
HISTORICAL VOLATILITY	19.92	19.96	20	20.04	20.06

*All Future Stock

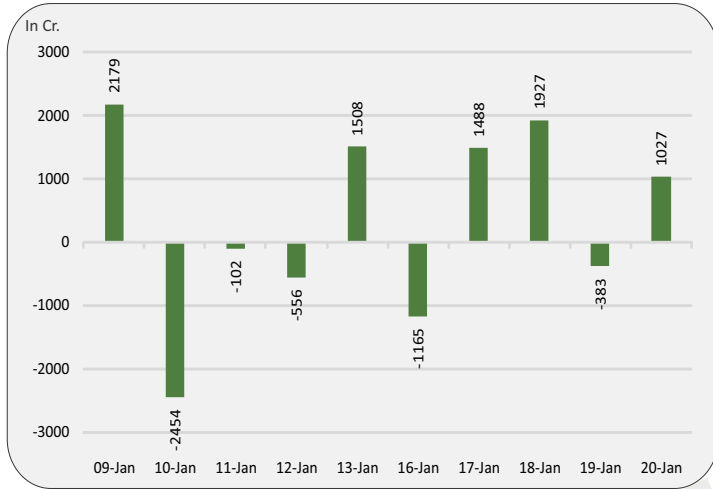
Nifty v/s OI

Date	Nifty	% Change	Open Interest	% Change
12-Jan	17919	-0.2%	11655900	1.4%
13-Jan	18025	0.6%	11880800	1.9%
16-Jan	17942	-0.5%	11771000	-0.9%
17-Jan	18089	0.8%	11554200	-1.8%
18-Jan	18199	0.6%	11343900	-1.8%
19-Jan	18113	-0.5%	10636250	-6.2%
20-Jan	18056	-0.3%	10413950	-2.1%

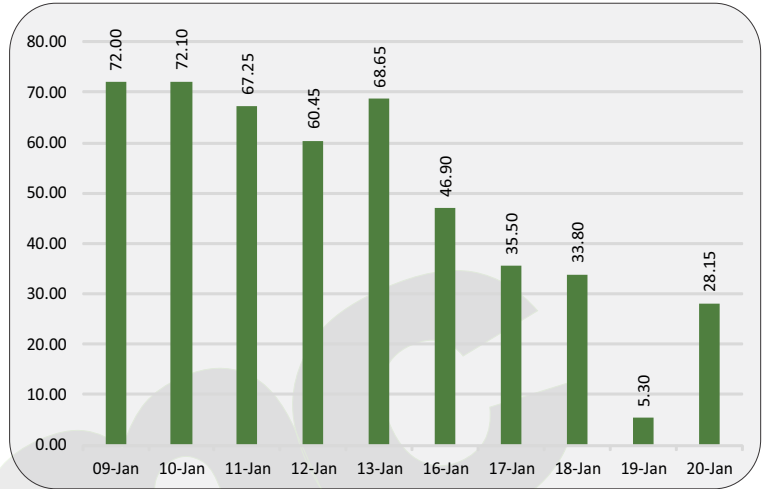
Fund flow (FII/DII)

	Net investment (in cr)
FII INDEX FUTURE	1027
FII INDEX OPTION	13500
FII STOCK FUTURE	1057
FII STOCK OPTION	377
FII CASH	-2002
DII CASH	1510

FII'S activity in Nifty future



Nifty discount / premium



Top 10 long build up

	LTP	% Change	Open Interest	% OI Change
HINDALCO	501.2	2.98%	25715200	10.45%
CUMMINSIND	1489.1	0.12%	1698600	6.27%
TATASTEEL	122.9	2.85%	170775000	5.57%
PVR	1675.6	0.40%	3308910	4.40%
NTPC	169.9	0.98%	58242600	4.13%
ACC	2367.4	0.54%	2775500	3.97%
ONGC	149.6	0.88%	35127400	3.94%
HCLTECH	1106.8	0.37%	9394700	3.78%
ABBOTINDIA	22038.9	1.22%	42360	2.92%
RBLBANK	173.1	0.29%	30480000	2.80%

Indices to out perform

	Closing	% Change
BANK	42507	0.42%
FIN SERVICE	18772	0.17%
IT	29530	-0.35%
PSE	4507	0.23%
ENERGY	26135	-0.11%

Indices to under perform

	Closing	% Change
FMCG	43900	-0.96%
METAL	6805	-0.90%
PHARMA	12606	-0.73%
MEDIA	1888	-1.36%
AUTO	12692	-0.56%

Top 10 short build up

	LTP	% Change	Open Interest	% OI Change
INDIAMART	4431.9	-1.08%	322050	14.94%
DIXON	3531.4	-1.25%	600625	8.61%
PERSISTENT	3955.0	-0.35%	564025	7.08%
TATAMOTORS	407.5	-1.95%	73143825	6.04%
ESCORTS	2097.0	-0.38%	743050	5.55%
BPCL	347.0	-0.52%	13644000	4.78%
HAL	2444.6	-0.87%	3268200	2.43%
INDUSINDBK	1224.8	-0.51%	21506850	2.07%
GAIL	97.6	-0.05%	44844150	2.04%
DALBHARAT	1890.0	-0.97%	1276500	2.04%

Stocks to out perform

	Closing	% Change
PERSISTENT	4264.2	1.19%
COALINDIA	227.3	1.47%
LT	2252.9	-0.75%
COFORGE	4114.3	4.12%
HDFC	2715.8	0.98

Stocks to under perform

	Closing	% Change
ICICIGI	1155.6	-1.21%
IBULHSGFIN	132.2	-3.29%
DELTACORP	202.4	1.43%
INDUSTOWER	171.2	-2.98%
LTTS	3236.3	-5.04%

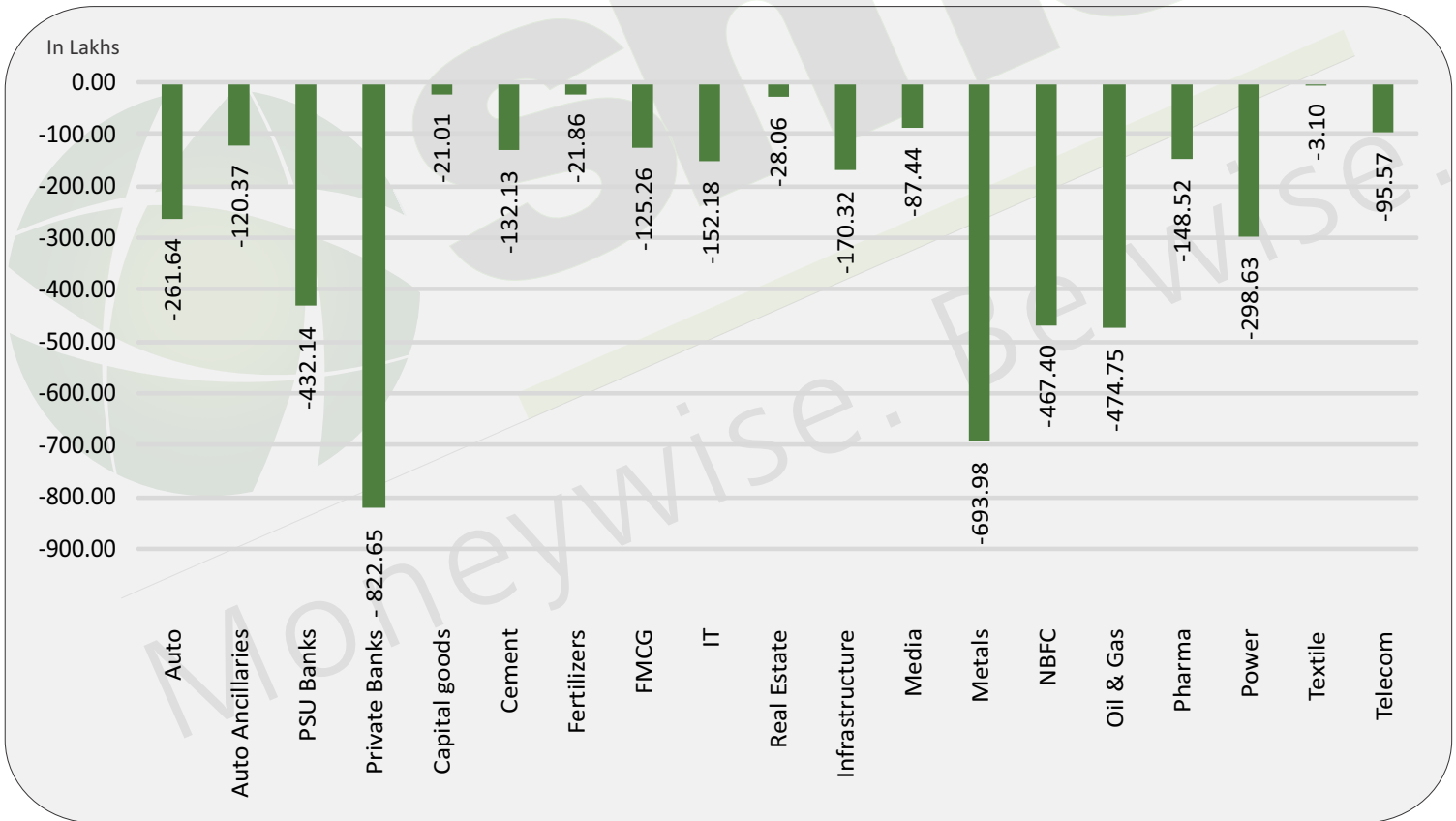
Sector overview

Scripts/Indexes	OI Change	Volume Change (%)	Price Change	Remark
Auto	-26164200	59.7%	-0.4%	Long Unwinding
Auto Ancillaries	-12037000	156.8%	-1.4%	Long Unwinding
PSU Banks	-43213550	37.1%	0.2%	Short Covering
Private Banks	-82264600	48.8%	0.2%	Short Covering
Capital goods	-2101225	20.7%	-0.5%	Long Unwinding
Cement	-13212575	48.2%	-0.8%	Long Unwinding
Fertilizers	-2185550	-28.5%	-1.4%	Long Unwinding
FMCG	-12526450	92.6%	-0.3%	Long Unwinding
IT	-15218325	77.4%	-0.6%	Long Unwinding
Real Estate	-2805700	102.6%	-1.7%	Long Unwinding

Sector overview

Scripts/Indexes	OI Change	Volume Change (%)	Price Change	Remark
Infrastructure	-17032000	118.1%	-1.2%	Long Unwinding
Media	-8743500	30.3%	-0.8%	Long Unwinding
Metals	-69398150	-0.2%	-1.1%	Long Unwinding
NBFC	-46739517	86.2%	-0.5%	Long Unwinding
Oil & Gas	-47474625	77.4%	0.3%	Short Covering
Pharma	-14851975	143.6%	-0.6%	Long Unwinding
Power	-29863425	92.5%	0.8%	Short Covering
Textile	-310335	68.7%	-1.3%	Long Unwinding
Telecom	-9556600	110.8%	-2.0%	Long Unwinding

Change in sector open interest



E-mail: smc.care@smcindiaonline.com

Moneywise. Be wise.

Corporate Office:

11/6B, Shanti Chamber,
Pusa Road, New Delhi - 110005
Tel: +91-11-30111000
www.smcindiaonline.com

Mumbai Office:

Lotus Corporate Park, A Wing 401 / 402, 4th Floor,
Graham Firth Steel Compound, Off Western
Express Highway, Jay Coach Signal, Goreagon
(East) Mumbai - 400063
Tel: 91-22-67341600, Fax: 91-22-67341697

Kolkata Office:

18, Rabindra Sarani, Poddar Court, Gate No-4,
5th Floor, Kolkata - 700001
Tel.: 033 6612 7000/033 4058 7000
Fax: 033 6612 7004/033 4058 7004

SMC Global Securities Ltd. (hereinafter referred to as "SMC") is regulated by the Securities and Exchange Board of India ("SEBI") and is licensed to carry on the business of broking, depository services and related activities. SMC is a registered member of National Stock Exchange of India Limited, Bombay Stock Exchange Limited, MSEI (Metropolitan Stock Exchange of India Ltd) and M/s SMC Comtrade Ltd is a registered member of National Commodity and Derivative Exchange Limited and Multi Commodity Exchanges of India and other commodity exchanges in India. SMC is also registered as a Depository Participant with CDSL and NSDL. SMC's other associates are registered as Merchant Bankers, Portfolio Managers, NBFC with SEBI and Reserve Bank of India. It also has registration with AMFI as a Mutual Fund Distributor.

SMC is a SEBI registered Research Analyst having registration number INH100001849. SMC or its associates has not been debarred/ suspended by SEBI or any other regulatory authority for accessing /dealing in securities market. SMC or its associates or its Research Analyst or his relatives do not hold any financial interest in the subject company interest at the time of publication of this Report. SMC or its associates or its Research Analyst or his relatives do not hold any actual/beneficial ownership of more than 1% (one percent) in the subject company, at the end of the month immediately preceding the date of publication of this Report. SMC or its associates its Research Analyst or his relatives does not have any material conflict of interest at the time of publication of this Report.

SMC or its associates/analyst has not received any compensation from the subject company covered by the Research Analyst during the past twelve months. The subject company has not been a client of SMC during the past twelve months. SMC or its associates has not received any compensation or other benefits from the subject company covered by analyst or third party in connection with the present Research Report. The Research Analyst has not served as an officer, director or employee of the subject company covered by him/her and SMC has not been engaged in the market making activity for the subject company covered by the Research Analyst in this report.

The views expressed by the Research Analyst in this Report are based solely on information available publicly available/internal data/ other reliable sources believed to be true. SMC does not represent/ provide any warranty expressly or impliedly to the accuracy, contents or views expressed herein and investors are advised to independently evaluate the market conditions/risks involved before making any investment decision. The research analysts who have prepared this Report hereby certify that the views /opinions expressed in this Report are their personal independent views/opinions in respect of the subject company.

Disclaimer: This Research Report is for the personal information of the authorized recipient and doesn't construe to be any investment, legal or taxation advice to the investor. It is only for private circulation and use. The Research Report is based upon information that we consider reliable, but we do not represent that it is accurate or complete, and it should not be relied upon as such. No action is solicited on the basis of the contents of this Research Report. The Research Report should not be reproduced or redistributed to any other person(s) in any form without prior written permission of the SMC. The contents of this material are general and are neither comprehensive nor inclusive. Neither SMC nor any of its affiliates, associates, representatives, directors or employees shall be responsible for any loss or damage that may arise to any person due to any action taken on the basis of this Research Report. It does not constitute personal recommendations or take into account the particular investment objectives, financial situations or needs of an individual client or a corporate/s or any entity/s. All investments involve risk and past performance doesn't guarantee future results. The value of, and income from investments may vary because of the changes in the macro and micro factors given at a certain period of time. The person should use his/her own judgment while taking investment decisions. Please note that SMC its affiliates, Research Analyst, officers, directors, and employees, including persons involved in the preparation or issuance of this Research Report: (a) from time to time, may have long or short positions in, and buy or sell the securities thereof, of the subject company(ies) mentioned here in; or (b) be engaged in any other transaction involving such securities and earn brokerage or other compensation or act as a market maker in the financial instruments of the subject company(ies) discussed herein or may perform or seek to perform investment banking services for such company(ies) or act as advisor or lender/borrower to such subject company(ies); or (c) may have any other potential conflict of interest with respect to any recommendation and related information and opinions. All disputes shall be subject to the exclusive jurisdiction of Delhi High court.