

DERIVATIVE RESEARCH

January 22, 2021

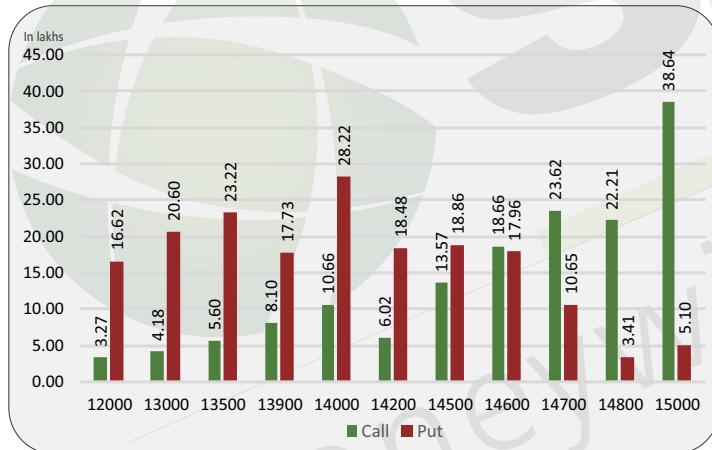
Index level

Index	Close	S1	S2	R1	R2
NIFTY	14599	14550	14500	14700	14750
BANKNIFTY	32229	31740	31520	32760	33000

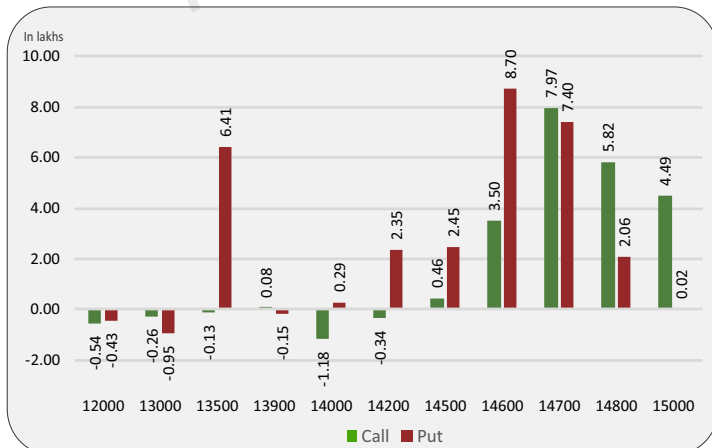
Nifty snapshot

	21-Jan	20-Jan
Nifty Spot	14590.35	14644.70
Nifty Jan	14598.65	14645.15
Nifty Feb	14632.70	14683.20
Chg. OI (Jan) (%)	-2.47	3.57
Chg. OI (Feb) (%)	6.60	14.76
50 Day SMA	13628	13587
100 Day SMA	12612	12580
200 Day SMA	11412	11383

Nifty option OI concentration



Nifty option OI change



Nifty outlook

SGX Nifty 14585 (-14)

Today the markets are likely to open on a flat note. All the emerging markets are trading in red. The coming session is likely to witness a range of 14550 on declines and 14700 on advances.

Stock is in ban period

IDEA, SAIL, SUNTV

Sentiment indicator

	21-Jan	20-Jan	19-Jan	18-Jan	15-Jan
NIFTY Discount/Premium	8.30	0.45	48.85	5.95	24.80
COST OF CARRY%	0.89	0.88	0.88	0.85	0.82
PCR(OI)	1.17	1.35	1.36	1.40	1.51
PCR(VOL)	1.09	1.22	1.25	1.15	1.27
A/D RATIO(Nifty 50)	0.20	1.82	15.33	0.09	0.17
A/D RATIO(All FO Stock)*	0.21	2.07	42.33	0.11	0.18
IMPLIED VOLATILITY	21.81	21.14	22.54	24.09	23.96
VIX	22.18	21.55	22.90	24.40	24.01
HISTORICAL VOLATILITY	28.81	28.88	28.94	28.9	28.92

*All Future Stock

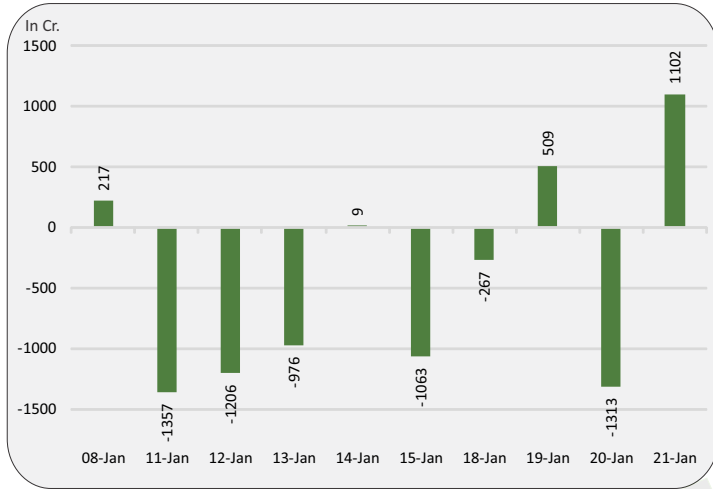
Nifty v/s OI

Date	Nifty	% Change	Open Interest	% Change
13-Jan	14606	0.1%	13220925	-4.8%
14-Jan	14628	0.2%	13226850	0.0%
15-Jan	14459	-1.2%	12800925	-3.2%
18-Jan	14287	-1.2%	12187425	-4.8%
19-Jan	14570	2.0%	12018975	-1.4%
20-Jan	14645	0.5%	12448125	3.6%
21-Jan	14599	-0.3%	12141225	-2.5%

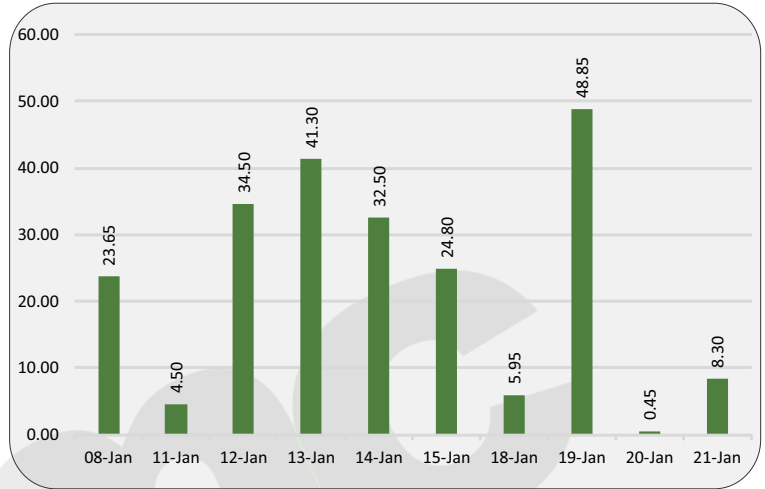
Fund flow (FII/DII)

	Net investment (in cr)
FII INDEX FUTURE	1102
FII INDEX OPTION	2049
FII STOCK FUTURE	-195
FII STOCK OPTION	77
FII CASH	1615
DII CASH	-1039

FII'S activity in Nifty future



Nifty discount / premium



Top 10 long build up

	LTP	% Change	Open Interest	% OI Change
BERGEPAIN	808.3	1.38%	2536600	10.71%
ASIANPAINT	2723.5	0.74%	6081600	5.82%
VOLTAS	958.5	4.81%	2361000	5.78%
HAVELLS	1132.5	10.60%	4772000	5.76%
APOLLOTYRE	218.4	7.69%	14345000	4.06%
PAGEIND	28862.5	1.31%	68100	3.04%

Indices to out perform

	Closing	% Change
IT	26450	-0.64%
AUTO	10368	-0.01%
REALTY	330	-2.56%
MEDIA	1718	-2.04%
INFRA	3906	-0.92%

Indices to under perform

	Closing	% Change
BANK	32187	-1.10%
FMCG	34494	-0.32%
PHARMA	12697	-1.43%
FIN SERVICE	15547	-0.74%
PSE	2894	-2.01%

Top 10 short build up

	LTP	% Change	Open Interest	% OI Change
SRF	5788.8	-1.74%	390125	15.21%
MGL	1045.9	-3.84%	1808400	6.99%
TORNTPOWER	328.1	-2.02%	4662000	6.29%
IGL	535.4	-4.74%	5985375	5.91%
ICICIPRULI	507.3	-1.92%	4045500	3.02%
AMBUJACEM	252.7	-3.82%	16347000	2.70%
ASHOKLEY	119.6	-1.93%	36306000	1.97%
INDUSTOWER	246.8	-3.10%	9976400	1.31%
JINDALSTEL	302.3	-1.29%	22055000	1.17%
BPCL	409.3	-1.21%	25425000	1.05%

Stocks to out perform

	Closing	% Change
APOLLOTYRE	218.4	7.69%
HAVELLS	1132.5	10.60%
UPL	584.2	1.10%
TATAMOTORS	290.6	5.52%
RELIANCE	2100.3	2.17%

Stocks to under perform

	Closing	% Change
L&TFH	94.6	-8.96%
SAIL	65.2	-3.12%
ONGC	94.9	-4.00%
INDUSTOWER	246.8	-3.10%
IDEA	13.0	-3.36%

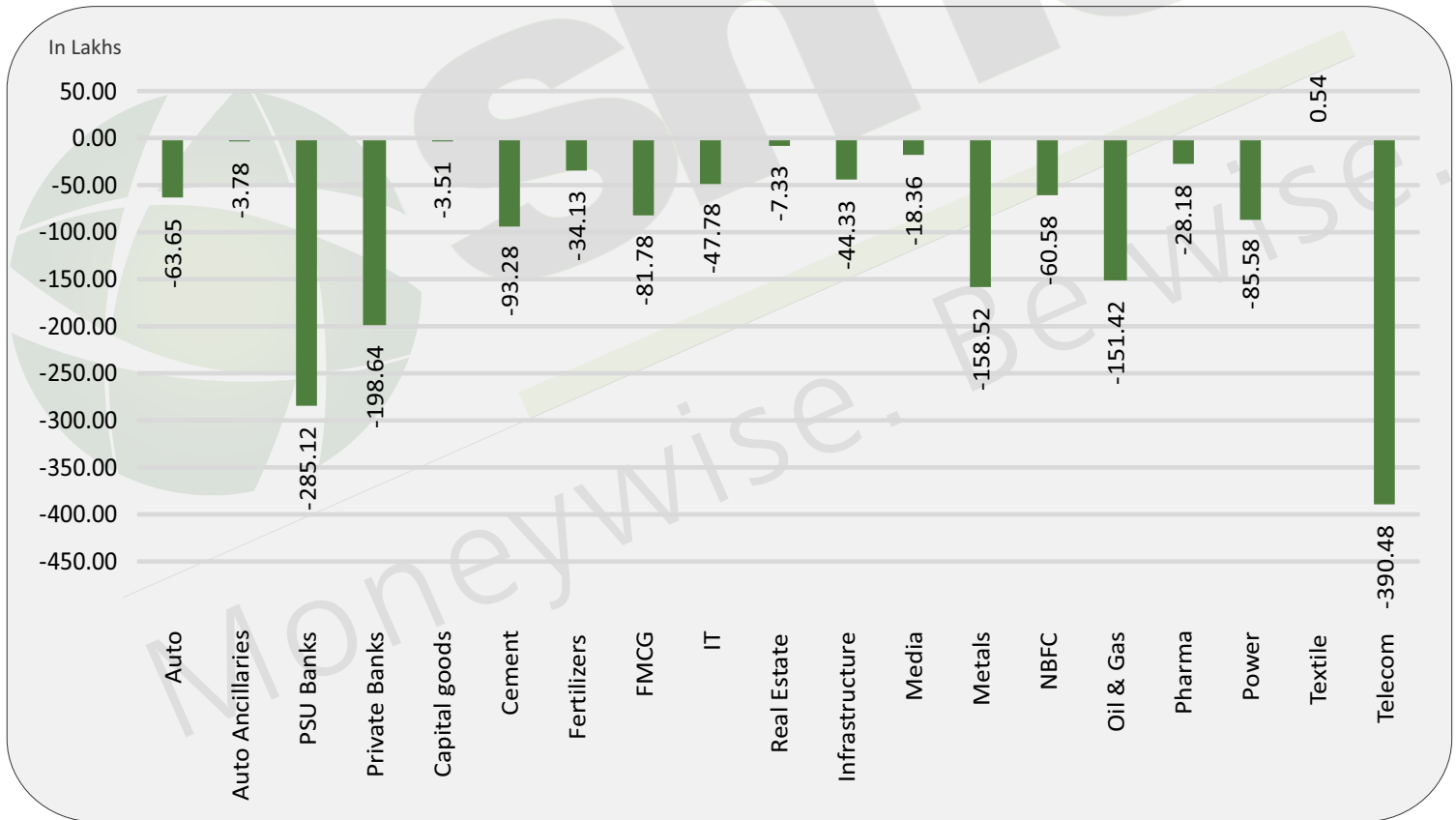
Sector overview

Scripts/Indexes	OI Change	Volume Change (%)	Price Change	Remark
Auto	-6364700	21.1%	0.3%	Short Covering
Auto Ancillaries	-377600	-32.0%	-1.2%	Long Unwinding
PSU Banks	-28511600	-1.1%	-3.7%	Long Unwinding
Private Banks	-19863850	41.9%	-1.1%	Long Unwinding
Capital goods	-351275	-8.5%	-0.7%	Long Unwinding
Cement	-9328400	150.5%	-2.1%	Long Unwinding
Fertilizers	-3412900	23.9%	-0.2%	Long Unwinding
FMCG	-8178000	14.7%	-0.3%	Long Unwinding
IT	-4777600	-17.7%	-0.7%	Long Unwinding
Real Estate	-732600	24.5%	-2.7%	Long Unwinding

Sector overview

Scripts/Indexes	OI Change	Volume Change (%)	Price Change	Remark
Infrastructure	-4432500	43.6%	-2.4%	Long Unwinding
Media	-1836000	-45.6%	-3.3%	Long Unwinding
Metals	-15852200	15.9%	-2.4%	Long Unwinding
NBFC	-6057644	32.9%	-2.5%	Long Unwinding
Oil & Gas	-15142125	50.2%	-1.9%	Long Unwinding
Pharma	-2817700	26.9%	-1.8%	Long Unwinding
Power	-8557900	52.3%	-2.5%	Long Unwinding
Textile	53510	109.5%	-0.2%	Short Buildup
Telecom	-39048105	51.0%	-2.9%	Long Unwinding

Change in sector open interest



E-mail: smc.care@smcindiaonline.com**Corporate Office:**

11/6B, Shanti Chamber,
Pusa Road, New Delhi - 110005
Tel: +91-11-30111000
www.smcindiaonline.com

Mumbai Office:

Lotus Corporate Park, A Wing 401 / 402, 4th Floor,
Graham Firth Steel Compound, Off Western
Express Highway, Jay Coach Signal, Goreagon
(East) Mumbai - 400063
Tel: 91-22-67341600, Fax: 91-22-67341697

Kolkata Office:

18, Rabindra Sarani, Poddar Court, Gate No-4,
5th Floor, Kolkata - 700001
Tel.: 033 6612 7000/033 4058 7000
Fax: 033 6612 7004/033 4058 7004

SMC Global Securities Ltd. (hereinafter referred to as "SMC") is regulated by the Securities and Exchange Board of India ("SEBI") and is licensed to carry on the business of broking, depository services and related activities. SMC is a registered member of National Stock Exchange of India Limited, Bombay Stock Exchange Limited, MSEI (Metropolitan Stock Exchange of India Ltd) and M/s SMC Comtrade Ltd is a registered member of National Commodity and Derivative Exchange Limited and Multi Commodity Exchanges of India and other commodity exchanges in India. SMC is also registered as a Depository Participant with CDSL and NSDL. SMC's other associates are registered as Merchant Bankers, Portfolio Managers, NBFC with SEBI and Reserve Bank of India. It also has registration with AMFI as a Mutual Fund Distributor.

SMC is a SEBI registered Research Analyst having registration number INH100001849. SMC or its associates has not been debarred/ suspended by SEBI or any other regulatory authority for accessing /dealing in securities market. SMC or its associates or its Research Analyst or his relatives do not hold any financial interest in the subject company interest at the time of publication of this Report. SMC or its associates or its Research Analyst or his relatives do not hold any actual/beneficial ownership of more than 1% (one percent) in the subject company, at the end of the month immediately preceding the date of publication of this Report. SMC or its associates its Research Analyst or his relatives does not have any material conflict of interest at the time of publication of this Report.

SMC or its associates/analyst has not received any compensation from the subject company covered by the Research Analyst during the past twelve months. The subject company has not been a client of SMC during the past twelve months. SMC or its associates has not received any compensation or other benefits from the subject company covered by analyst or third party in connection with the present Research Report. The Research Analyst has not served as an officer, director or employee of the subject company covered by him/her and SMC has not been engaged in the market making activity for the subject company covered by the Research Analyst in this report.

The views expressed by the Research Analyst in this Report are based solely on information available publicly available/internal data/ other reliable sources believed to be true. SMC does not represent/ provide any warranty expressly or impliedly to the accuracy, contents or views expressed herein and investors are advised to independently evaluate the market conditions/risks involved before making any investment decision. The research analysts who have prepared this Report hereby certify that the views /opinions expressed in this Report are their personal independent views/opinions in respect of the subject company.

Disclaimer: This Research Report is for the personal information of the authorized recipient and doesn't construe to be any investment, legal or taxation advice to the investor. It is only for private circulation and use. The Research Report is based upon information that we consider reliable, but we do not represent that it is accurate or complete, and it should not be relied upon as such. No action is solicited on the basis of the contents of this Research Report. The Research Report should not be reproduced or redistributed to any other person(s) in any form without prior written permission of the SMC. The contents of this material are general and are neither comprehensive nor inclusive. Neither SMC nor any of its affiliates, associates, representatives, directors or employees shall be responsible for any loss or damage that may arise to any person due to any action taken on the basis of this Research Report. It does not constitute personal recommendations or take into account the particular investment objectives, financial situations or needs of an individual client or a corporate/s or any entity/s. All investments involve risk and past performance doesn't guarantee future results. The value of, and income from investments may vary because of the changes in the macro and micro factors given at a certain period of time. The person should use his/her own judgment while taking investment decisions. Please note that SMC its affiliates, Research Analyst, officers, directors, and employees, including persons involved in the preparation or issuance of this Research Report: (a) from time to time, may have long or short positions in, and buy or sell the securities thereof, of the subject company(ies) mentioned here in; or (b) be engaged in any other transaction involving such securities and earn brokerage or other compensation or act as a market maker in the financial instruments of the subject company(ies) discussed herein or may perform or seek to perform investment banking services for such company(ies) or act as advisor or lender/borrower to such subject company(ies); or (c) may have any other potential conflict of interest with respect to any recommendation and related information and opinions. All disputes shall be subject to the exclusive jurisdiction of Delhi High court.