

DERIVATIVE RESEARCH

January 19, 2024

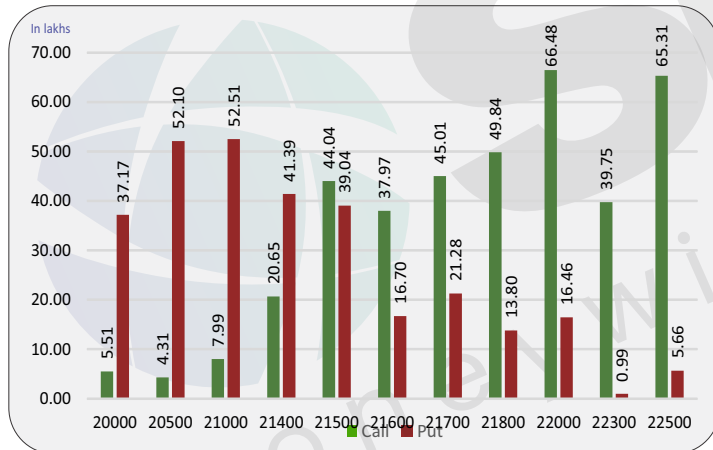
Index level

Index	Close	S1	S2	R1	R2
NIFTY	21527	21500	21400	21700	21800
BANKNIFTY	45869	45700	45500	46100	46300

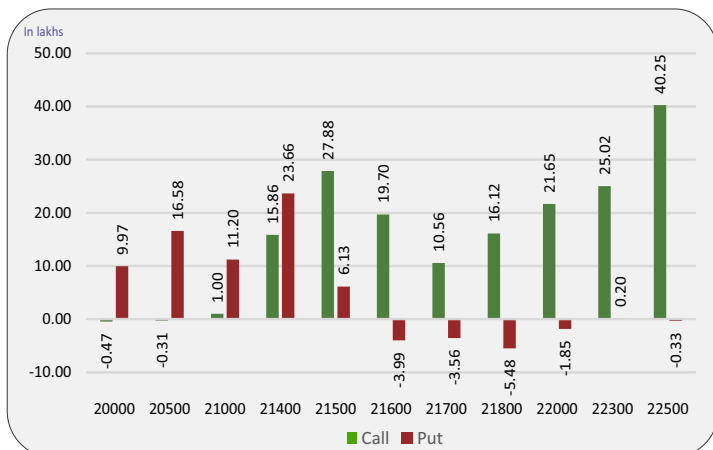
Nifty snapshot

	18-Jan	17-Jan
Nifty Spot	21462.25	21571.95
Nifty Jan	21527.45	21589.55
Nifty Feb	21675.80	21741.85
Chg. OI (Jan) (%)	-0.68	-8.55
Chg. OI (Feb) (%)	67.62	6.86
50 Day SMA	20857	20827
100 Day SMA	20196	20188
200 Day SMA	19460	19448

Nifty option OI concentration



Nifty option OI change



Nifty outlook

Gift Nifty 21590 (+63)

Today the markets are likely to open on positive note. All the emerging markets are trading mixed. The coming session is likely to witness a range of 21500 on declines and 21700 on advances

Stock is in ban period

ABFRL, ASHOKLEY, BALRAMCHIN, BANDHANBNK, DELTACORP, HINDCOPPER, IEX, METROPOLIS, NATIONALUM, POLYCAB, PVRINOX, SAIL, ZEEL

Sentiment indicator

	18-Jan	17-Jan	16-Jan	15-Jan	12-Jan
NIFTY Discount/Premium	65.20	17.60	-2.80	35.85	52.45
COST OF CARRY%	0.92	0.90	0.88	0.88	0.85
PCR(OI)	0.94	1.10	1.54	1.63	1.53
PCR(VOL)	0.84	1.14	1.27	1.24	1.10
A/D RATIO(Nifty 50)	0.96	0.23	0.48	1.88	1.58
A/D RATIO(All FO Stock)*	0.92	0.24	0.58	1.77	1.01
IMPLIED VOLATILITY	13.14	14.14	12.89	13.05	12.56
VIX	14.07	15.08	13.58	13.79	13.10
HISTORICAL VOLATILITY	14.78	14.8	14.56	14.59	14.58

*All Future Stock

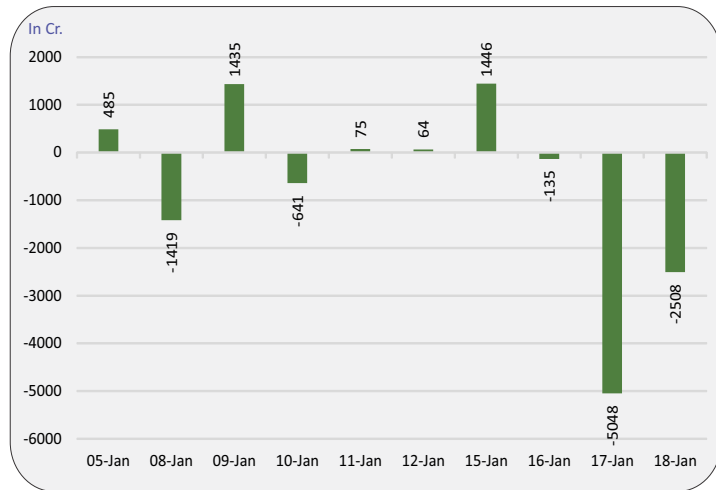
Nifty v/s OI

Date	Nifty	% Change	Open Interest	% Change
10-Jan	21709	0.4%	11488300	-1.9%
11-Jan	21678	-0.1%	11717550	2.0%
12-Jan	21947	1.2%	11930100	1.8%
15-Jan	22133	0.8%	12384650	3.8%
16-Jan	22030	-0.5%	12209500	-1.4%
17-Jan	21590	-2.0%	11165700	-8.5%
18-Jan	21527	-0.3%	11089750	-0.7%

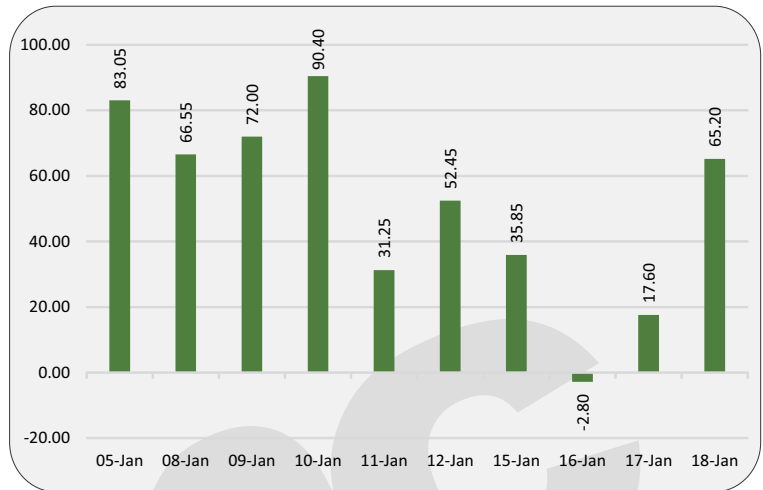
Fund flow (FII/DII)

	Net investment (in cr)
FII INDEX FUTURE	-2508
FII INDEX OPTION	-45355
FII STOCK FUTURE	-1873
FII STOCK OPTION	378
FII CASH	-9,902
DII CASH	5,977

FII'S activity in Nifty future



Nifty discount / premium



Top 10 long build up

	LTP	% Change	Open Interest	% OI Change
OFSS	6506.6	27.87%	1050800	35.55%
APOLLOTYRE	501.9	6.03%	14468700	8.86%
MGL	1307.4	3.78%	2838400	6.10%
GODREJCP	1107.7	0.36%	6774000	2.85%
MCX	3196.4	1.12%	2542800	2.76%
BALRAMCHIN	386.0	0.22%	9262400	2.22%
APOLLOHOSP	6003.4	0.89%	1981000	2.00%
PERSISTENT	7794.1	1.06%	1670100	1.94%
MRF	138044.5	2.23%	38235	1.91%
PETRONET	240.5	3.09%	37161000	1.10%

Indices to out perform

	Closing	% Change
IT	36731	-0.62%
FMCG	55954	-0.54%
PHARMA	17331	1.03%
ENERGY	34581	-0.78%
AUTO	18496	0.27%

Indices to under perform

	Closing	% Change
BANK	45714	-0.76%
FIN SERVICE	20324	-1.00%
METAL	7629	-0.84%
REALTY	863	0.72%
MEDIA	2393	-0.49%

Top 10 short build up

	LTP	% Change	Open Interest	% OI Change
LTIM	5605.6	-10.94%	1584000	20.55%
ICICIPRULI	486.2	-5.86%	14097000	10.37%
INDIAMART	2488.5	-4.49%	1260600	7.44%
HDFCBANK	1491.8	-3.21%	124727900	4.53%
JKCEMENT	4012.0	-0.80%	747500	3.35%
CONCOR	846.6	-0.72%	10060000	3.21%
MPHASIS	2521.6	-4.14%	2609475	1.88%
DABUR	541.0	-1.56%	22090000	1.48%
NAVINFLUOR	3409.0	-0.94%	1356600	1.39%
MARICO	524.9	-0.83%	11847600	0.76%

Stocks to out perform

	Closing	% Change
OFSS	6506.6	27.87%
RECLTD	427.1	-0.14%
HDFCAMC	3392.7	1.61%
M&MFIN	277.7	-0.18%
GAIL	164.2	-0.06%

Stocks to under perform

	Closing	% Change
GODREJCP	1107.7	0.36%
MFSL	899.0	-3.15%
UBL	1842.7	0.79%
PERSISTENT	7794.1	1.06%
LUPIN	1426.3	1.90%

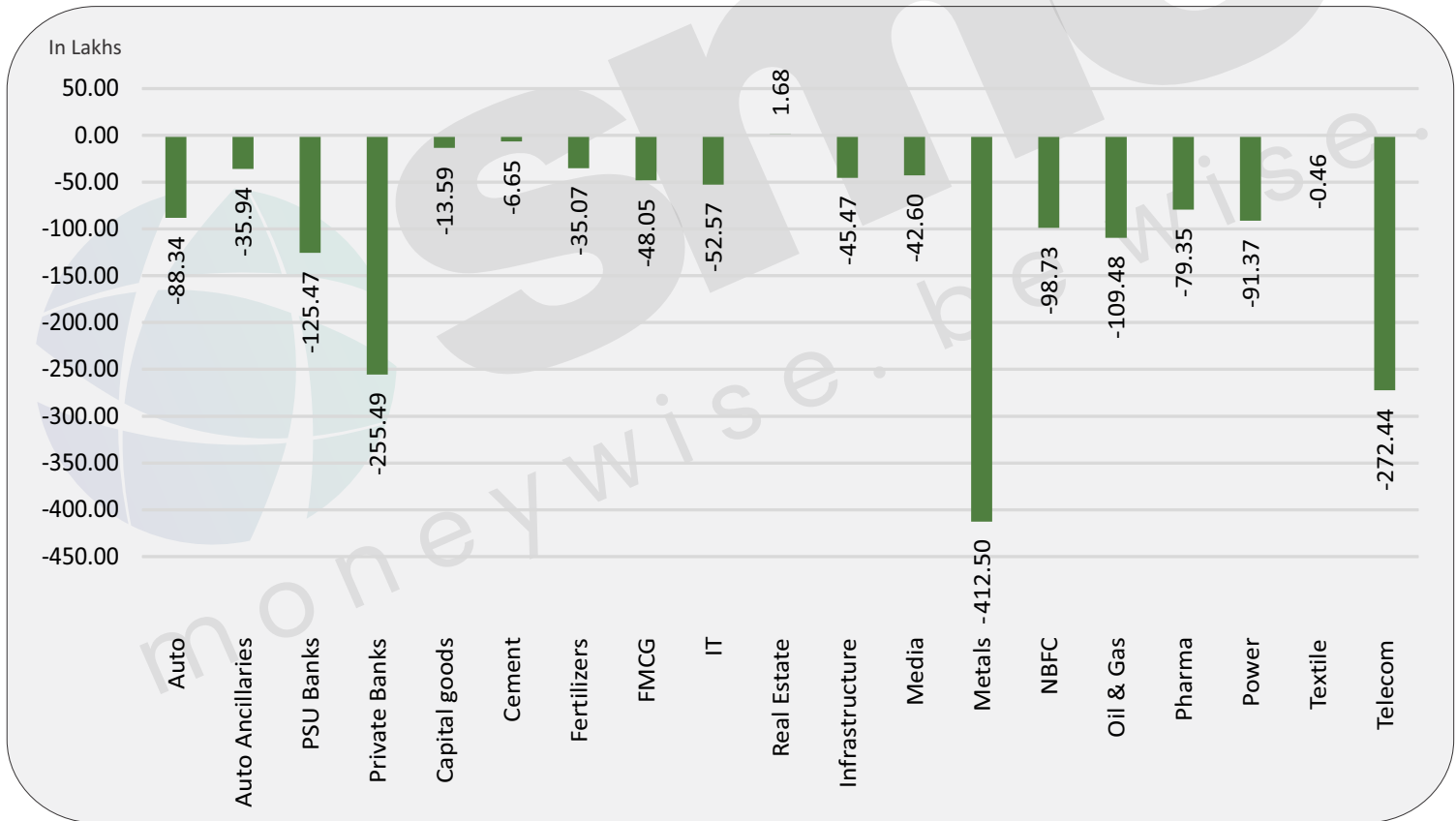
Sector overview

Scripts/Indexs	OI Change	Volume Change (%)	Price Change	Remark
Auto	-8833775	19.2%	0.5%	Short Covering
Auto Ancillaries	-3594250	54.7%	0.4%	Short Covering
PSU Banks	-12546575	-29.9%	0.9%	Short Covering
Private Banks	-25549450	-28.2%	-0.7%	Long Unwinding
Capital goods	-1358700	31.2%	0.3%	Short Covering
Cement	-665426	-35.3%	0.4%	Short Covering
Fertilizers	-3507350	29.7%	-1.2%	Long Unwinding
FMCG	-4805100	-7.8%	-0.7%	Long Unwinding
IT	-5256825	9.0%	-0.8%	Long Unwinding
Real Estate	167775	34.5%	0.1%	Long Buildup

Sector overview

Scripts/Indexs	OI Change	Volume Change (%)	Price Change	Remark
Infrastructure	-4547000	-0.3%	0.0%	Short Covering
Media	-4260000	45.9%	1.3%	Short Covering
Metals	-41249575	-27.7%	-0.5%	Long Unwinding
NBFC	-9873195	13.4%	-0.9%	Long Unwinding
Oil & Gas	-10947625	0.9%	1.1%	Short Covering
Pharma	-7935150	56.2%	0.6%	Short Covering
Power	-9137400	12.8%	-1.0%	Long Unwinding
Textile	-46140	1.9%	-0.4%	Long Unwinding
Telecom	-27243600	255.9%	1.2%	Short Covering

Change in sector open interest



E-mail: smc.care@smcindiaonline.com

**Corporate Office:**

11/6B, Shanti Chamber,
Pusa Road, New Delhi - 110005
Tel: +91-11-30111000
www.smcindiaonline.com

Mumbai Office:

Lotus Corporate Park, A Wing 401 / 402, 4th Floor,
Graham Firth Steel Compound, Off Western
Express Highway, Jay Coach Signal, Goreagon
(East) Mumbai - 400063
Tel: 91-22-67341600, Fax: 91-22-67341697

Kolkata Office:

18, Rabindra Sarani, Poddar Court, Gate No-4,
5th Floor, Kolkata - 700001
Tel.: 033 6612 7000/033 4058 7000
Fax: 033 6612 7004/033 4058 7004

Investments in securities market are subject to market risks, read all the related documents carefully before investing. Registration granted by SEBI and certification from NISM in no way guarantee performance of the intermediary or provide any assurance of returns to investors. The securities quoted are for illustration only and are not recommendatory. SMC is a SEBI registered Research Analyst having registration number INH100001849. CIN : L74899DL1994PLC063609.

SMC Global Securities Ltd. (hereinafter referred to as "SMC") is regulated by the Securities and Exchange Board of India ("SEBI") and is licensed to carry on the business of broking, depository services and related activities. SMC is a registered member of National Stock Exchange of India Limited, Bombay Stock Exchange Limited, MSEI (Metropolitan Stock Exchange of India Ltd) and M/s SMC Comtrade Ltd is a registered member of National Commodity and Derivative Exchange Limited and Multi Commodity Exchanges of India and other commodity exchanges in India. SMC is also registered as a Depository Participant with CDSL and NSDL. SMC's other associates are registered as Merchant Bankers, Portfolio Managers, NBFC with SEBI and Reserve Bank of India. It also has registration with AMFI as a Mutual Fund Distributor.

SMC is a SEBI registered Research Analyst having registration number INH100001849. SMC or its associates has not been debarred/ suspended by SEBI or any other regulatory authority for accessing /dealing in securities market. SMC or its associates or its Research Analyst or his relatives do not hold any financial interest in the subject company interest at the time of publication of this Report. SMC or its associates or its Research Analyst or his relatives do not hold any actual/beneficial ownership of more than 1% (one percent) in the subject company, at the end of the month immediately preceding the date of publication of this Report. SMC or its associates its Research Analyst or his relatives does not have any material conflict of interest at the time of publication of this Report.

SMC or its associates/analyst has not received any compensation from the subject company covered by the Research Analyst during the past twelve months. The subject company has not been a client of SMC during the past twelve months. SMC or its associates has not received any compensation or other benefits from the subject company covered by analyst or third party in connection with the present Research Report. The Research Analyst has not served as an officer, director or employee of the subject company covered by him/her and SMC has not been engaged in the market making activity for the subject company covered by the Research Analyst in this report.

The views expressed by the Research Analyst in this Report are based solely on information available publicly available/internal data/ other reliable sources believed to be true. SMC does not represent/ provide any warranty expressly or impliedly to the accuracy, contents or views expressed herein and investors are advised to independently evaluate the market conditions/risks involved before making any investment decision. The research analysts who have prepared this Report hereby certify that the views /opinions expressed in this Report are their personal independent views/opinions in respect of the subject company.

Disclaimer: This Research Report is for the personal information of the authorized recipient and doesn't construe to be any investment, legal or taxation advice to the investor. It is only for private circulation and use. The Research Report is based upon information that we consider reliable, but we do not represent that it is accurate or complete, and it should not be relied upon as such. No action is solicited on the basis of the contents of this Research Report. The Research Report should not be reproduced or redistributed to any other person(s) in any form without prior written permission of the SMC. The contents of this material are general and are neither comprehensive nor inclusive. Neither SMC nor any of its affiliates, associates, representatives, directors or employees shall be responsible for any loss or damage that may arise to any person due to any action taken on the basis of this Research Report. It does not constitute personal recommendations or take into account the particular investment objectives, financial situations or needs of an individual client or a corporate/s or any entity/s. All investments involve risk and past performance doesn't guarantee future results. The value of, and income from investments may vary because of the changes in the macro and micro factors given at a certain period of time. The person should use his/her own judgment while taking investment decisions. Please note that SMC its affiliates, Research Analyst, officers, directors, and employees, including persons involved in the preparation or issuance of this Research Report: (a) from time to time, may have long or short positions in, and buy or sell the securities thereof, of the subject company(ies) mentioned herein; or (b) be engaged in any other transaction involving such securities and earn brokerage or other compensation or act as a market maker in the financial instruments of the subject company(ies) discussed herein or may perform or seek to perform investment banking services for such company(ies) or act as advisor or lender/borrower to such subject company(ies); or (c) may have any other potential conflict of interest with respect to any recommendation and related information and opinions. All disputes shall be subject to the exclusive jurisdiction of Delhi High Court.