smc
Moneywise. Be wise.

DERIVATIVE RESEARCH February 19, 2020

Index level

Index	Close	S1	S2	R1	R2
NIFTY	12006	11900	11850	12100	12150
BANKNIFTY	30581	30000	29740	31000	31450

Nifty snapshot

	18-Feb	17-Feb
Nifty Spot	11992.50	12045.80
Nifty Feb	12006.10	12074.45
Nifty Mar	12017.00	12087.50
Chg. OI (Feb) (%)	-0.82	-2.73
Chg. OI (Mar) (%)	20.76	17.39
50 Day SMA	12139	12138
100 Day SMA	11943	11939
200 Day SMA	11679	11677

Nifty option OI concentration

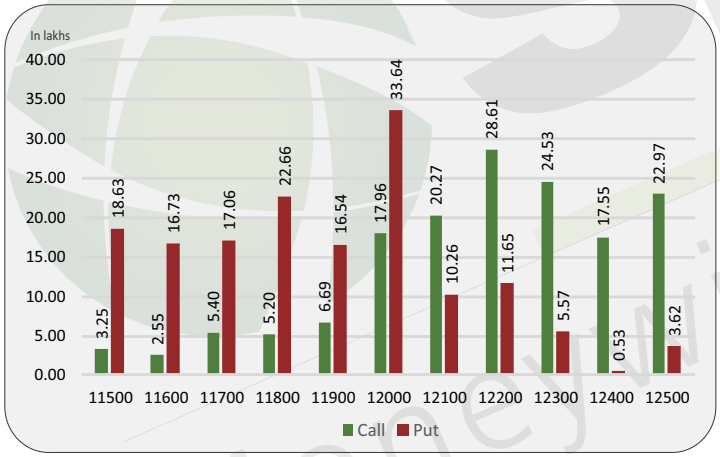

Nifty option OI change

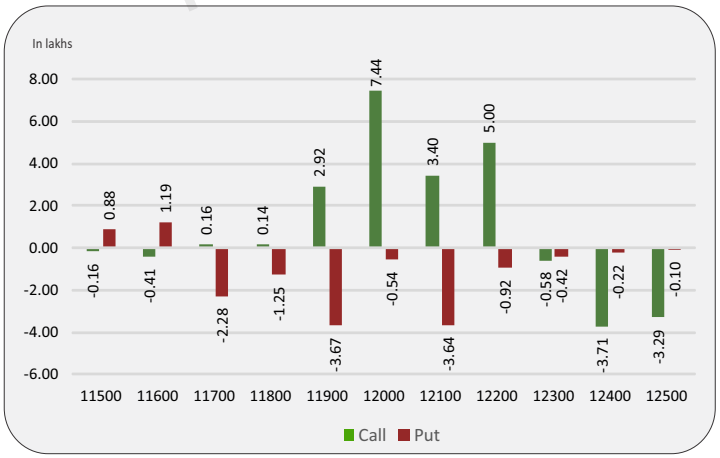

Nifty outlook

SGX Nifty 12073 (+67)

Today the markets are likely to open on a positive note. All the emerging markets are trading mixed. The coming session is likely to witness a range of 11900 on declines and 12100 on advances.

Stock is in ban period

NCC, YESBANK

Sentiment indicator

	18-Feb	17-Feb	14-Feb	13-Feb	12-Feb
NIFTY Discount/Premium	13.60	28.65	16.20	-0.05	27.25
COST OF CARRY%	0.86	0.86	0.81	0.78	0.80
PCR(OI)	1.03	1.13	1.17	1.25	1.29
PCR(VOL)	0.86	0.97	0.99	1.07	1.22
A/D RATIO(Nifty 50)	0.52	0.35	0.39	0.56	1.78
A/D RATIO(All FO Stock)*	0.59	0.40	0.36	0.75	1.12
IMPLIED VOLATILITY	13.10	12.97	11.89	12.04	13.28
VIX	14.51	14.42	13.62	13.37	13.37
HISTORICAL VOLATILITY	16.72	17.03	17.43	17.89	18.32

*All Future Stock

Nifty v/s OI

Date	Nifty	% Change	Open Interest	% Change
10-Feb	12040	-0.5%	13991400	1.6%
11-Feb	12127	0.7%	13540875	-3.2%
12-Feb	12228	0.8%	13212000	-2.4%
13-Feb	12175	-0.4%	12974475	-1.8%
14-Feb	12130	-0.4%	12662100	-2.4%
17-Feb	12074	-0.5%	12317025	-2.7%
18-Feb	12006	-0.6%	12216600	-0.8%

Fund flow (FII/DII)

	Net investment (in cr)
FII INDEX FUTURE	-460
FII INDEX OPTION	976
FII STOCK FUTURE	-1101
FII STOCK OPTION	26
FII CASH	-74
DII CASH	-309

smc
Moneywise. Be wise.

FII'S activity in Nifty future

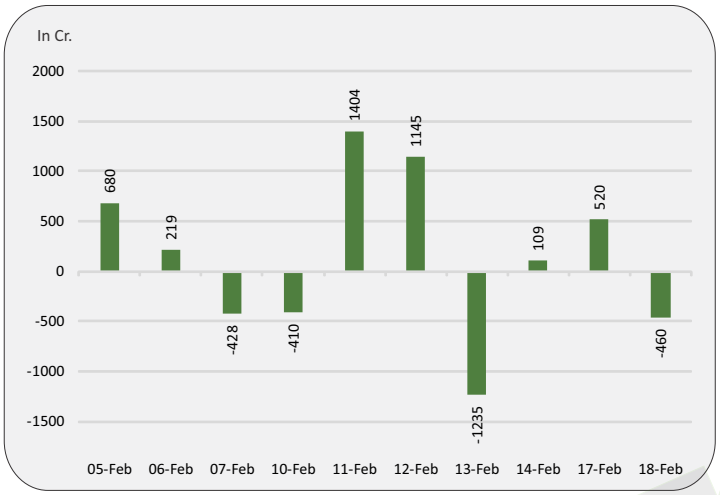

Nifty discount / premium

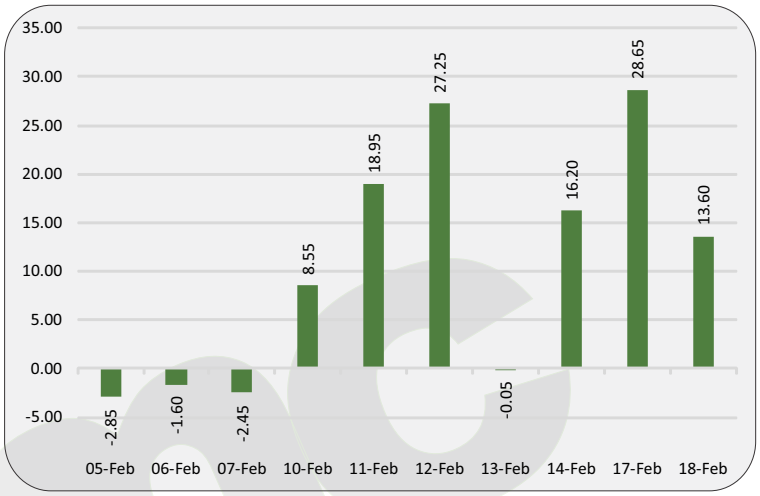

Top 10 long build up

	LTP	% Change	Open Interest	% OI Change
IGL	472.8	0.54%	12523500	6.38%
MFSL	504.1	2.55%	6318000	6.07%
PIDILITIND	1586.9	0.18%	2177000	2.86%
ESCORTS	892.9	0.46%	4477000	2.73%
BPCL	472.6	2.17%	28114200	2.40%
PAGEIND	22709.3	1.38%	148525	2.38%
MGL	1142.6	0.38%	1959000	2.29%
INDIGO	1476.4	1.34%	3680400	1.79%
IOC	113.2	1.25%	44316000	1.40%
BATAINDIA	1802.9	0.62%	2488750	0.40%

Top 10 short build up

	LTP	% Change	Open Interest	% OI Change
CONCOR	537.4	-2.61%	5161026	6.96%
APOLLOTYRE	152.1	-1.81%	17286000	6.43%
IDEA	3.1	-11.59%	504504000	6.25%
COLPAL	1328.7	-0.65%	3462900	5.50%
AMBUJACEM	201.2	-1.40%	23532500	5.35%
LICHSGFIN	364.9	-4.28%	14030900	5.05%
BALKRISIND	1227.8	-3.02%	1940800	4.70%
DLF	218.9	-0.66%	37910400	3.46%
HINDPETRO	225.9	-1.93%	14670600	3.31%
RBLBANK	303.3	-1.46%	15076500	2.89%

Indices to out perform

	Closing	% Change
IT	16749	0.61%
BANK	30563	-0.39%
MEDIA	1846	1.86%
FMCG	30361	-0.40%
REALTY	303	-0.93%

Indices to under perform

	Closing	% Change
ENERGY	14790	-0.18%
PSU BANK	2128	-0.81%
AUTO	7692	-1.01%
PHARMA	8198	-0.08%
SMALL CAP	6060	-0.35%

Stocks to out perform

	Closing	% Change
MUTHOOTFIN	871.2	-0.35%
MINDTREE	996.7	1.33%
BALKRISIND	1227.8	-3.02%
TORNTPHARM	2139.4	-0.27%
ZEEL	245.5	2.27%

Stocks to under perform

	Closing	% Change
INFRATEL	209.8	-10.07%
LICHSGFIN	364.9	-4.28%
NMDC	99.7	-1.34%
IBULHSGFIN	300.4	-2.55%
INDUSINDBK	1144.5	-2.79%

smc
Moneywise. Be wise.

Sector overview

Scrips/Indexs	OI Change	Volume Change (%)	Price Change	Remark
Auto	1638400	28.7%	-1.5%	Long Unwinding
Auto Ancillaries	-1701300	119.9%	-0.9%	Short Buildup
PSU Banks	-4966000	21.8%	-0.3%	Short Buildup
Private Banks	48592650	38.9%	-2.9%	Long Unwinding
Capital goods	-586650	33.3%	0.6%	Long Buildup
Cement	995900	44.9%	-0.7%	Long Unwinding
Fertilizers	-474300	7.0%	-0.8%	Long Unwinding
FMCG	-2894850	1.4%	-0.3%	Long Unwinding
IT	-1259550	22.6%	0.3%	Short Covering
Real Estate	1267200	-37.1%	-0.7%	Long Unwinding

Sector overview

Scrips/Indexs	OI Change	Volume Change (%)	Price Change	Remark
Infrastructure	225000	-13.2%	-0.2%	Long Unwinding
Media	-608000	-42.8%	0.9%	Long Buildup
Metals	-7815800	18.4%	-1.8%	Long Unwinding
NBFC	-515950	-17.7%	-1.4%	Long Unwinding
Oil & Gas	-4541217	-6.5%	0.7%	Long Buildup
Pharma	-1795200	-24.6%	0.1%	Long Buildup
Power	-8558600	43.8%	-0.1%	Long Unwinding
Textile	58850	3.5%	0.8%	Long Buildup
Telecom	28172478	2.2%	-7.1%	Long Unwinding

Change in sector open interest

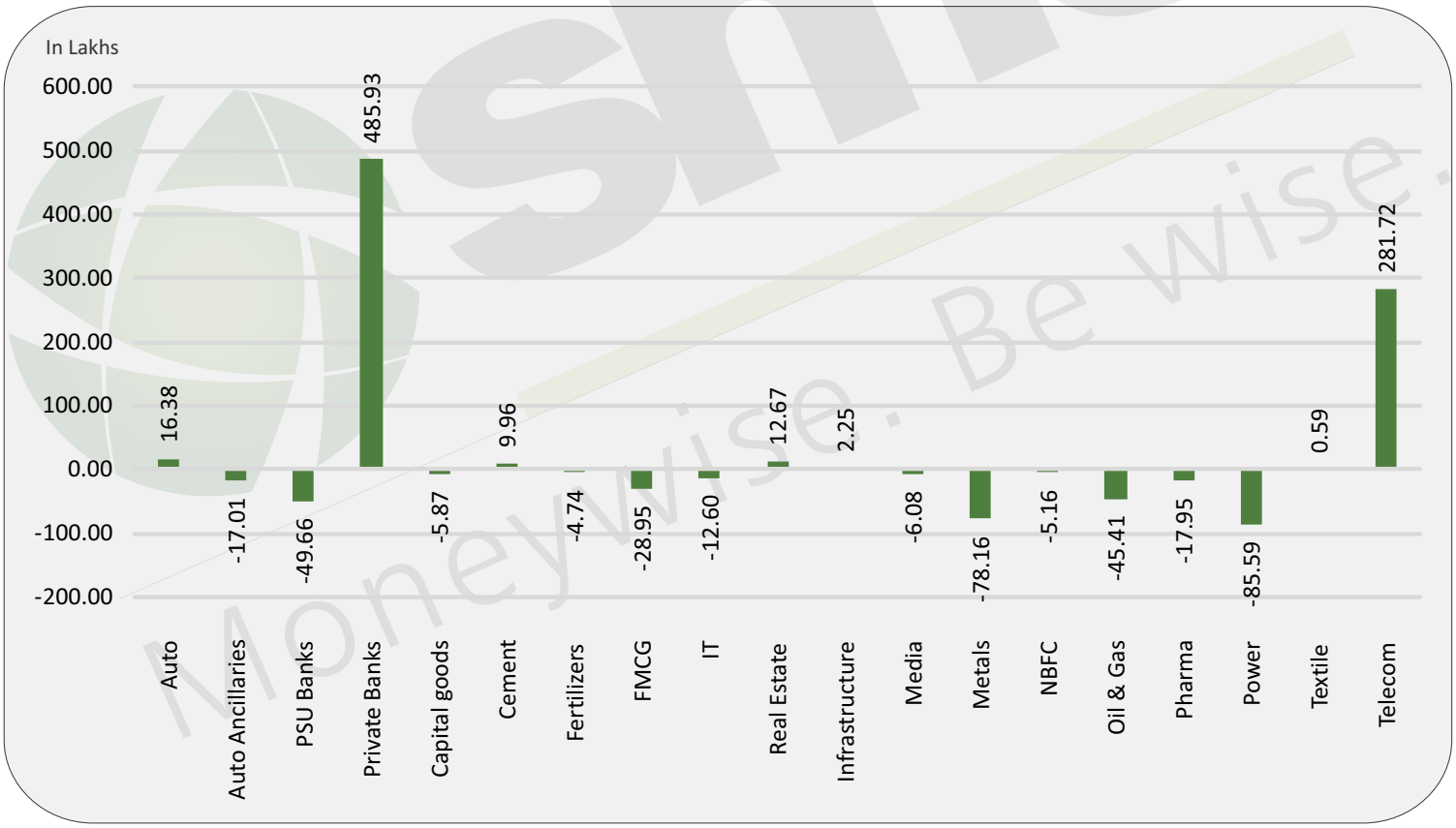

Moneywise. Be wise.

E-mail: smc.care@smcindiaonline.com

Moneywise. Be wise.

Corporate Office:
11/6B, Shanti Chamber,
Pusa Road, New Delhi - 110005
Tel: +91-11-30111000
www.smcindiaonline.com

Mumbai Office:
Lotus Corporate Park, A Wing 401 / 402 , 4th Floor , Graham Firth Steel Compound, Off Western Express Highway, Jay Coach Signal, Goreagon (East) Mumbai - 400063
Tel: 91-22-67341600, Fax: 91-22-67341697

Kolkata Office:
18, Rabindra Sarani, Poddar Court, Gate No-4,
5th Floor, Kolkata - 700001
Tel.: 033 6612 7000/033 4058 7000
Fax: 033 6612 7004/033 4058 7004

SMC Global Securities Ltd. (hereinafter referred to as "SMC") is regulated by the Securities and Exchange Board of India ("SEBI") and is licensed to carry on the business of broking, depository services and related activities. SMC is a registered member of National Stock Exchange of India Limited, Bombay Stock Exchange Limited, MSEI (Metropolitan Stock Exchange of India Ltd) and M/s SMC Comtrade Ltd is a registered member of National Commodity and Derivative Exchange Limited and Multi Commodity Exchanges of India and other commodity exchanges in India. SMC is also registered as a Depository Participant with CDSL and NSDL. SMC's other associates are registered as Merchant Bankers, Portfolio Managers, NBFC with SEBI and Reserve Bank of India. It also has registration with AMFI as a Mutual Fund Distributor.

SMC is a SEBI registered Research Analyst having registration number INH100001849. SMC or its associates has not been debarred/ suspended by SEBI or any other regulatory authority for accessing /dealing in securities market. SMC or its associates or its Research Analyst or his relatives do not hold any financial interest in the subject company interest at the time of publication of this Report. SMC or its associates or its Research Analyst or his relatives do not hold any actual/beneficial ownership of more than 1% (one percent) in the subject company, at the end of the month immediately preceding the date of publication of this Report. SMC or its associates its Research Analyst or his relatives does not have any material conflict of interest at the time of publication of this Report.

SMC or its associates/analyst has not received any compensation from the subject company covered by the Research Analyst during the past twelve months. The subject company has not been a client of SMC during the past twelve months. SMC or its associates has not received any compensation or other benefits from the subject company covered by analyst or third party in connection with the present Research Report. The Research Analyst has not served as an officer, director or employee of the subject company covered by him/her and SMC has not been engaged in the market making activity for the subject company covered by the Research Analyst in this report.

The views expressed by the Research Analyst in this Report are based solely on information available publicly available/internal data/ other reliable sources believed to be true. SMC does not represent/ provide any warranty expressly or impliedly to the accuracy, contents or views expressed herein and investors are advised to independently evaluate the market conditions/risks involved before making any investment decision. The research analysts who have prepared this Report hereby certify that the views /opinions expressed in this Report are their personal independent views/opinions in respect of the subject company.

Disclaimer: This Research Report is for the personal information of the authorized recipient and doesn't construe to be any investment, legal or taxation advice to the investor. It is only for private circulation and use. The Research Report is based upon information that we consider reliable, but we do not represent that it is accurate or complete, and it should not be relied upon as such. No action is solicited on the basis of the contents of this Research Report. The Research Report should not be reproduced or redistributed to any other person(s)in any form without prior written permission of the SMC. The contents of this material are general and are neither comprehensive nor inclusive. Neither SMC nor any of its affiliates, associates, representatives, directors or employees shall be responsible for any loss or damage that may arise to any person due to any action taken on the basis of this Research Report. It does not constitute personal recommendations or take into account the particular investment objectives, financial situations or needs of an individual client or a corporate/s or any entity/s. All investments involve risk and past performance doesn't guarantee future results. The value of, and income from investments may vary because of the changes in the macro and micro factors given at a certain period of time. The person should use his/her own judgment while taking investment decisions. Please note that SMC its affiliates, Research Analyst, officers, directors, and employees, including persons involved in the preparation or issuance if this Research Report: (a) from time to time, may have long or short positions in, and buy or sell the securities thereof, of the subject company(ies) mentioned here in; or (b) be engaged in any other transaction involving such securities and earn brokerage or other compensation or act as a market maker in the financial instruments of the subject company(ies) discussed herein or may perform or seek to perform investment banking services for such company(ies) or act as advisor or lender/borrower to such subject company(ies); or (c) may have any other potential conflict of interest with respect to any recommendation and related information and opinions. All disputes shall be subject to the exclusive jurisdiction of Delhi High court.