

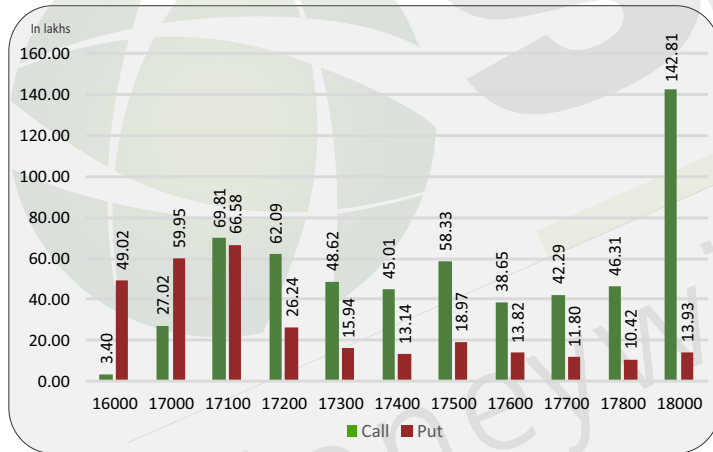
Index level

Index	Close	S1	S2	R1	R2
NIFTY	17088	16950	16850	17150	17250
BANKNIFTY	39704	39500	39300	39900	40100

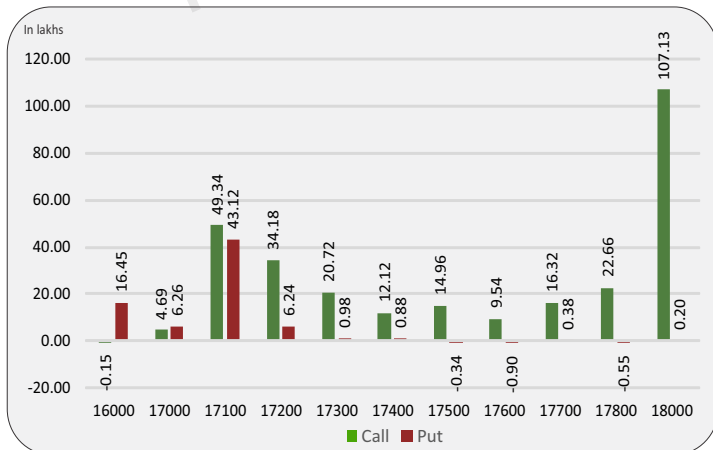
Nifty snapshot

	23-Mar	22-Mar
Nifty Spot	17076.90	17151.90
Nifty Mar	17087.50	17185.00
Nifty April	17185.65	17277.50
Chg. OI (Mar) (%)	0.79	-6.03
Chg. OI (Apr) (%)	9.61	3.12
50 Day SMA	17639	17644
100 Day SMA	17974	17976
200 Day SMA	17467	17462

Nifty option OI concentration



Nifty option OI change



Nifty outlook

SGX 17056 (-32)

Today the markets are likely to open on a flat note. All the emerging markets are trading in red. The coming session is likely to witness a range of 16950 on declines and 17150 on advances.

Stock is in ban period

BIOCON, HAL, IBULHSGFIN

Sentiment indicator

	23-Mar	22-Mar	21-Mar	20-Mar	17-Mar
NIFTY Discount/Premium	10.60	33.10	52.65	40.50	78.10
COST OF CARRY%	0.92	0.91	0.90	0.89	0.86
PCR(OI)	0.74	0.95	0.99	0.96	1.05
PCR(VOL)	0.82	0.96	0.95	0.89	0.91
A/D RATIO(Nifty 50)	0.52	1.13	1.27	0.22	2.57
A/D RATIO(All FO Stock)*	0.34	1.45	1.86	0.23	1.97
IMPLIED VOLATILITY	13.56	13.62	13.84	14.83	13.30
VIX	14.49	14.81	15.08	16.01	14.77
HISTORICAL VOLATILITY	18.96	18.99	19.04	19.06	19.07

*All Future Stock

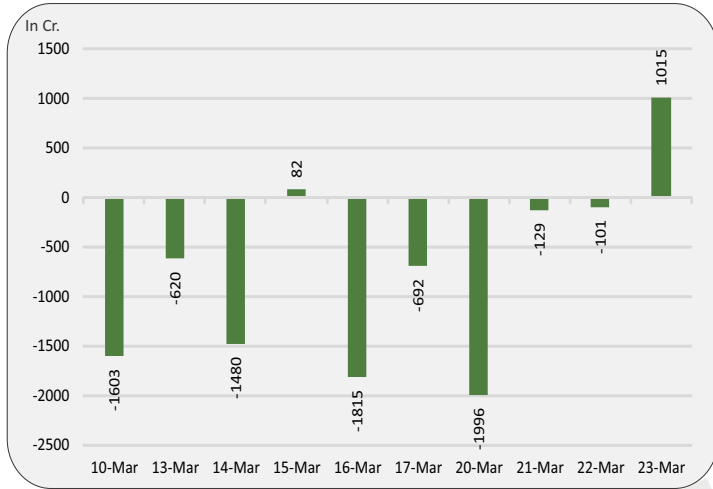
Nifty v/s OI

Date	Nifty	% Change	Open Interest	% Change
15-Mar	17037	-0.5%	12389500	0.3%
16-Mar	17047	0.1%	12300850	-0.7%
17-Mar	17178	0.8%	11968150	-2.7%
20-Mar	17029	-0.9%	12260400	2.4%
21-Mar	17160	0.8%	12295100	0.3%
22-Mar	17185	0.1%	11553150	-6.0%
23-Mar	17088	-0.6%	11644700	0.8%

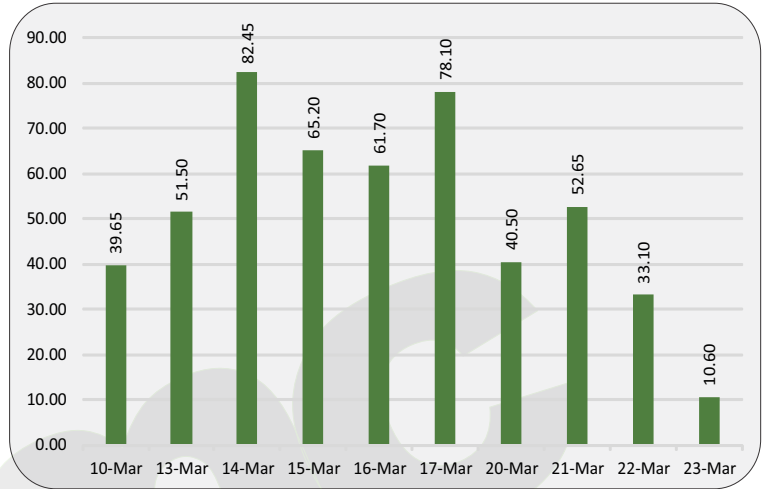
Fund flow (FII/DII)

	Net investment (in cr)
FII INDEX FUTURE	1015
FII INDEX OPTION	8639
FII STOCK FUTURE	-121
FII STOCK OPTION	75
FII CASH	-995
DII CASH	1669

FII'S activity in Nifty future



Nifty discount / premium



Top 10 long build up

	LTP	% Change	Open Interest	% OI Change
SYNGENE	580.8	0.32%	2103000	0.96%
TATACOMM	1222.6	1.31%	1966000	0.46%
NAVINFLUOR	4249.5	0.60%	406950	0.04%

Indices to out perform

	Closing	% Change
FMCG	45267	0.35%
PHARMA	11781	0.22%
AUTO	12206	0.04%
ENERGY	22822	-0.06%
SMALLCAP	9076	-0.43%

Indices to under perform

	Closing	% Change
BANK	39617	-0.96%
IT	27999	-0.77%
PSE	4473	-0.46%
FIN SERVICE	17747	-0.65%
PSU BANK	3644	-1.74%

Top 10 short build up

	LTP	% Change	Open Interest	% OI Change
HAL	2490.9	-5.45%	3594000	18.60%
VOLTAS	834.9	-1.60%	5042400	5.80%
ALKEM	3148.9	-2.12%	437400	2.82%
PNB	47.0	-2.08%	185648000	1.94%
METROPOLIS	1232.1	-2.14%	852800	1.09%
LICHSGFIN	335.5	-1.83%	12366000	0.98%
MARICO	480.6	-1.13%	8866800	0.85%
POLYCAB	2854.3	-0.66%	1105800	0.27%
LTTS	3339.1	-2.03%	1197800	0.05%

Stocks to out perform

	Closing	% Change
MANAPPURAM	121.8	1.50%
HDFCLIFE	498.75	0.14%
JUBLFOOD	445.5	-0.60%
MUTHOOTFIN	973.4	0.79%
HDFCAMC	1748.85	-1.27%

Stocks to under perform

	Closing	% Change
HAL	2490.9	-5.45%
GMRINFRA	39.5	-0.63%
NATIONALUM	77.7	-0.51%
MPHASIS	1790.05	-0.99%
LTTS	3339.05	-2.03%

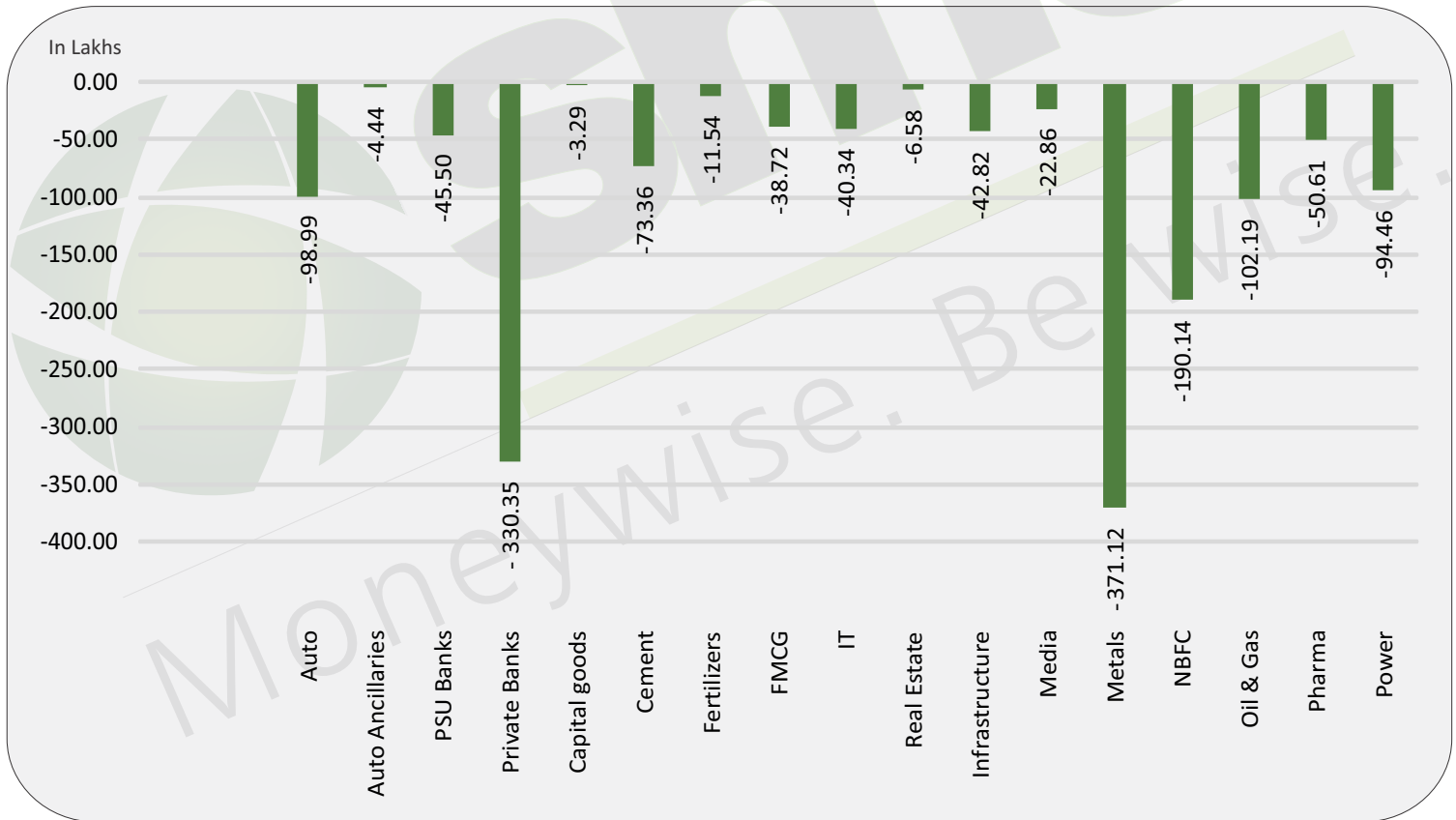
Sector overview

Scripts/Indexes	OI Change	Volume Change (%)	Price Change	Remark
Auto	-9899000	49.5%	-0.1%	Long Unwinding
Auto Ancillaries	-444450	6.2%	-0.7%	Long Unwinding
PSU Banks	-4549750	25.4%	-2.1%	Long Unwinding
Private Banks	-33035400	-22.6%	-1.2%	Long Unwinding
Capital goods	-329150	-7.7%	0.2%	Short Covering
Cement	-7335975	14.1%	-0.2%	Long Unwinding
Fertilizers	-1153550	14.7%	-0.1%	Long Unwinding
FMCG	-3872275	54.7%	0.1%	Short Covering
IT	-4034075	7.56%	-0.96%	Long Unwinding
Real Estate	-658400	-9.42%	-0.93%	Long Unwinding

Sector overview

Scripts/Indexes	OI Change	Volume Change (%)	Price Change	Remark
Infrastructure	-4282000	-13.6%	-0.8%	Long Unwinding
Media	-2286000	12.7%	-0.2%	Long Unwinding
Metals	-37111850	68.0%	-0.4%	Long Unwinding
NBFC	-19013778	-25.8%	-0.9%	Long Unwinding
Oil & Gas	-10219400	1.0%	-0.8%	Long Unwinding
Pharma	-5060775	42.2%	-0.1%	Long Unwinding
Power	-9445500	-5.9%	-0.4%	Long Unwinding
Textile	-107835	10.51%	-1.42%	Long Unwinding
Telecom	-3654450	35.24%	0.16%	Short Covering

Change in sector open interest



E-mail: smc.care@smcindiaonline.com

Moneywise. Be wise.

Corporate Office:

11/6B, Shanti Chamber,
Pusa Road, New Delhi - 110005
Tel: +91-11-30111000
www.smcindiaonline.com

Mumbai Office:

Lotus Corporate Park, A Wing 401 / 402, 4th Floor,
Graham Firth Steel Compound, Off Western
Express Highway, Jay Coach Signal, Goreagon
(East) Mumbai - 400063
Tel: 91-22-67341600, Fax: 91-22-67341697

Kolkata Office:

18, Rabindra Sarani, Poddar Court, Gate No-4,
5th Floor, Kolkata - 700001
Tel.: 033 6612 7000/033 4058 7000
Fax: 033 6612 7004/033 4058 7004

SMC Global Securities Ltd. (hereinafter referred to as "SMC") is regulated by the Securities and Exchange Board of India ("SEBI") and is licensed to carry on the business of broking, depository services and related activities. SMC is a registered member of National Stock Exchange of India Limited, Bombay Stock Exchange Limited, MSEI (Metropolitan Stock Exchange of India Ltd) and M/s SMC Comtrade Ltd is a registered member of National Commodity and Derivative Exchange Limited and Multi Commodity Exchanges of India and other commodity exchanges in India. SMC is also registered as a Depository Participant with CDSL and NSDL. SMC's other associates are registered as Merchant Bankers, Portfolio Managers, NBFC with SEBI and Reserve Bank of India. It also has registration with AMFI as a Mutual Fund Distributor.

SMC is a SEBI registered Research Analyst having registration number INH100001849. SMC or its associates has not been debarred/ suspended by SEBI or any other regulatory authority for accessing /dealing in securities market. SMC or its associates or its Research Analyst or his relatives do not hold any financial interest in the subject company interest at the time of publication of this Report. SMC or its associates or its Research Analyst or his relatives do not hold any actual/beneficial ownership of more than 1% (one percent) in the subject company, at the end of the month immediately preceding the date of publication of this Report. SMC or its associates its Research Analyst or his relatives does not have any material conflict of interest at the time of publication of this Report.

SMC or its associates/analyst has not received any compensation from the subject company covered by the Research Analyst during the past twelve months. The subject company has not been a client of SMC during the past twelve months. SMC or its associates has not received any compensation or other benefits from the subject company covered by analyst or third party in connection with the present Research Report. The Research Analyst has not served as an officer, director or employee of the subject company covered by him/her and SMC has not been engaged in the market making activity for the subject company covered by the Research Analyst in this report.

The views expressed by the Research Analyst in this Report are based solely on information available publicly available/internal data/ other reliable sources believed to be true. SMC does not represent/ provide any warranty expressly or impliedly to the accuracy, contents or views expressed herein and investors are advised to independently evaluate the market conditions/risks involved before making any investment decision. The research analysts who have prepared this Report hereby certify that the views /opinions expressed in this Report are their personal independent views/opinions in respect of the subject company.

Disclaimer: This Research Report is for the personal information of the authorized recipient and doesn't construe to be any investment, legal or taxation advice to the investor. It is only for private circulation and use. The Research Report is based upon information that we consider reliable, but we do not represent that it is accurate or complete, and it should not be relied upon as such. No action is solicited on the basis of the contents of this Research Report. The Research Report should not be reproduced or redistributed to any other person(s) in any form without prior written permission of the SMC. The contents of this material are general and are neither comprehensive nor inclusive. Neither SMC nor any of its affiliates, associates, representatives, directors or employees shall be responsible for any loss or damage that may arise to any person due to any action taken on the basis of this Research Report. It does not constitute personal recommendations or take into account the particular investment objectives, financial situations or needs of an individual client or a corporate/s or any entity/s. All investments involve risk and past performance doesn't guarantee future results. The value of, and income from investments may vary because of the changes in the macro and micro factors given at a certain period of time. The person should use his/her own judgment while taking investment decisions. Please note that SMC its affiliates, Research Analyst, officers, directors, and employees, including persons involved in the preparation or issuance of this Research Report: (a) from time to time, may have long or short positions in, and buy or sell the securities thereof, of the subject company(ies) mentioned here in; or (b) be engaged in any other transaction involving such securities and earn brokerage or other compensation or act as a market maker in the financial instruments of the subject company(ies) discussed herein or may perform or seek to perform investment banking services for such company(ies) or act as advisor or lender/borrower to such subject company(ies); or (c) may have any other potential conflict of interest with respect to any recommendation and related information and opinions. All disputes shall be subject to the exclusive jurisdiction of Delhi High court.