

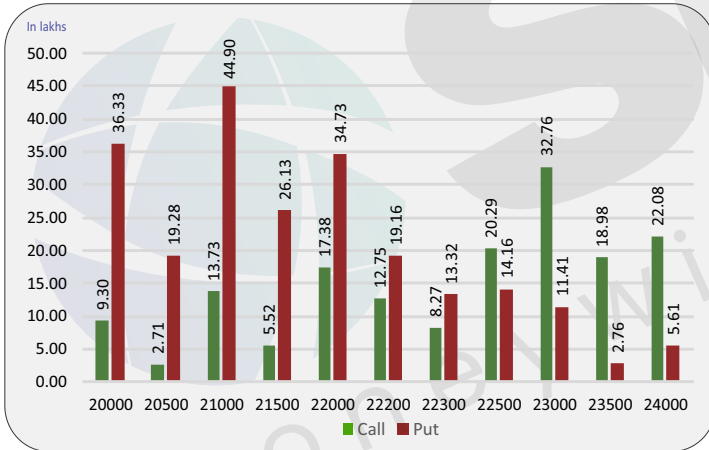
Index level

Index	Close	S1	S2	R1	R2
NIFTY	22433	22300	22200	22500	22600
BANKNIFTY	47909	47700	47500	48100	48300

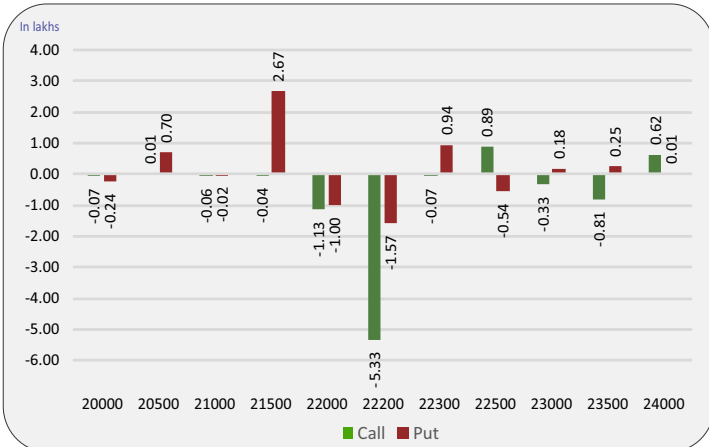
Nifty snapshot

	05-Mar	04-Mar
Nifty Spot	22356.30	22405.60
Nifty Mar	22433.25	22497.95
Nifty Apr	22580.95	22639.85
Chg. OI (Mar) (%)	-3.99	-1.02
Chg. OI (Apr) (%)	40.73	16.66
50 Day SMA	21815	21806
100 Day SMA	20909	20897
200 Day SMA	20096	20087

Nifty option OI concentration



Nifty option OI change



Nifty outlook

Gift Nifty 22419 (-14)

Today the markets are likely to open on flat note. All the emerging markets are trading mixed. The coming session is likely to witness a range of 22300 on declines and 22500 on advances

Stock is in ban period

ZEEL

Sentiment indicator

	05-Mar	04-Mar	02-Mar	01-Mar	29-Feb
NIFTY Discount/Premium	76.95	92.35	123.60	104.45	177.70
COST OF CARRY%	0.70	0.70	0.69	0.67	0.69
PCR(OI)	1.35	1.33	1.32	1.35	1.36
PCR(VOL)	1.12	1.47	1.58	1.25	1.11
A/D RATIO(Nifty 50)	0.69	0.96	2.27	3.45	2.77
A/D RATIO(All FO Stock)*	0.68	1.14	3.68	3.37	4.24
IMPLIED VOLATILITY	13.01	13.54	13.53	13.76	14.25
VIX	14.38	14.92	14.99	15.24	15.57
HISTORICAL VOLATILITY	14.7	14.73	14.77	14.8	14.74

*All Future Stock

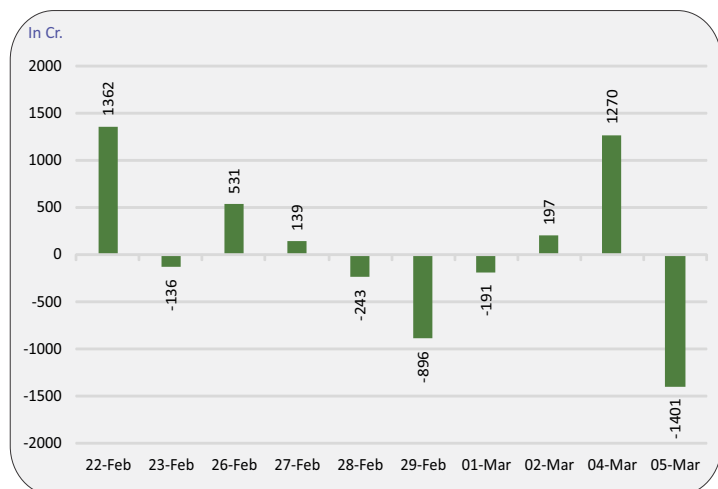
Nifty v/s OI

Date	Nifty	% Change	Open Interest	% Change
27-Feb	22349	0.3%	7524300	53.6%
28-Feb	22076	-1.2%	9865850	31.1%
29-Feb	22161	0.4%	13081300	32.6%
01-Mar	22443	1.3%	12913500	-1.3%
02-Mar	22502	0.3%	12839750	-0.6%
04-Mar	22498	0.0%	12709050	-1.0%
05-Mar	22433	-0.3%	12201950	-4.0%

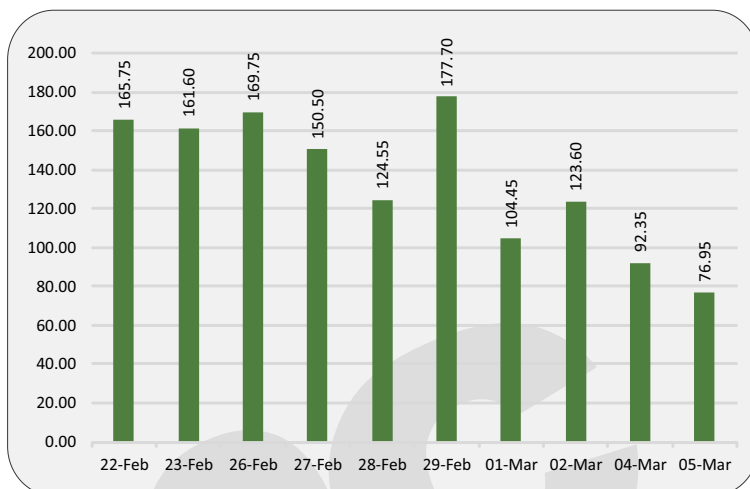
Fund flow (FII/DII)

	Net investment (in cr)
FII INDEX FUTURE	-1401
FII INDEX OPTION	-16270
FII STOCK FUTURE	-4537
FII STOCK OPTION	-804
FII CASH	574
DII CASH	1,835

FII'S activity in Nifty future



Nifty discount / premium



Top 10 long build up

	LTP	% Change	Open Interest	% OI Change
SUNTV	646.0	1.11%	7395000	13.46%
MOTHERSON	126.3	4.82%	113458000	13.41%
MANAPPURAM	187.5	1.21%	58860000	12.36%
BATAINDIA	1452.4	1.50%	2688375	7.48%
M&MFIN	289.8	0.29%	23642000	7.10%
BOSCHLTD	30260.9	2.54%	258850	6.30%
MUTHOOTFIN	1363.8	1.68%	6778200	6.02%
IGL	461.0	2.63%	13506625	5.53%
MGL	1573.4	1.19%	2442400	5.46%
POLYCAB	4944.7	2.68%	1995900	4.89%

Indices to out perform

	Closing	% Change
ENERGY	40646	0.44%
BANK	47581	0.26%
PSE	9667	0.65%
PSU BANK	7322	2.56%
AUTO	21121	1.35%

Indices to under perform

	Closing	% Change
IT	36721	-1.59%
FMCG	53653	-1.05%
SMALLCAP	15888	-1.24%
MEDIA	1990	-1.37%
METAL	8301	-0.22%

Top 10 short build up

	LTP	% Change	Open Interest	% OI Change
METROPOLIS	1639.1	-0.44%	1165200	11.95%
CHOLAFIN	1050.7	-2.88%	14088750	9.59%
RAMCOCEM	828.3	-2.66%	3720450	9.29%
RBLBANK	256.7	-6.64%	65937500	8.32%
BAJAJFINSV	1555.4	-4.55%	10078500	7.90%
BAJFINANCE	6352.4	-4.25%	9912500	7.58%
SBILIFE	1499.4	-1.70%	7638000	7.32%
LALPATHLAB	2248.6	-1.86%	1323300	6.70%
LICHSGFIN	659.1	-0.46%	16172000	6.58%
SHREECEM	25188.6	-2.50%	264550	6.44%

Stocks to out perform

	Closing	% Change
RECLTD	464.3	-0.05%
HDFCAMC	3773.6	-1.58%
M&MFIN	289.8	0.29%
GAIL	195.0	1.48%
TATAMOTORS	1024.9	3.26%

Stocks to under perform

	Closing	% Change
RECLTD	464.3	-0.05%
GODREJCP	1252.4	-0.58%
MFSL	984.9	-1.97%
UBL	1714.4	-0.34%
BOSCHLTD	30260.9	2.54%

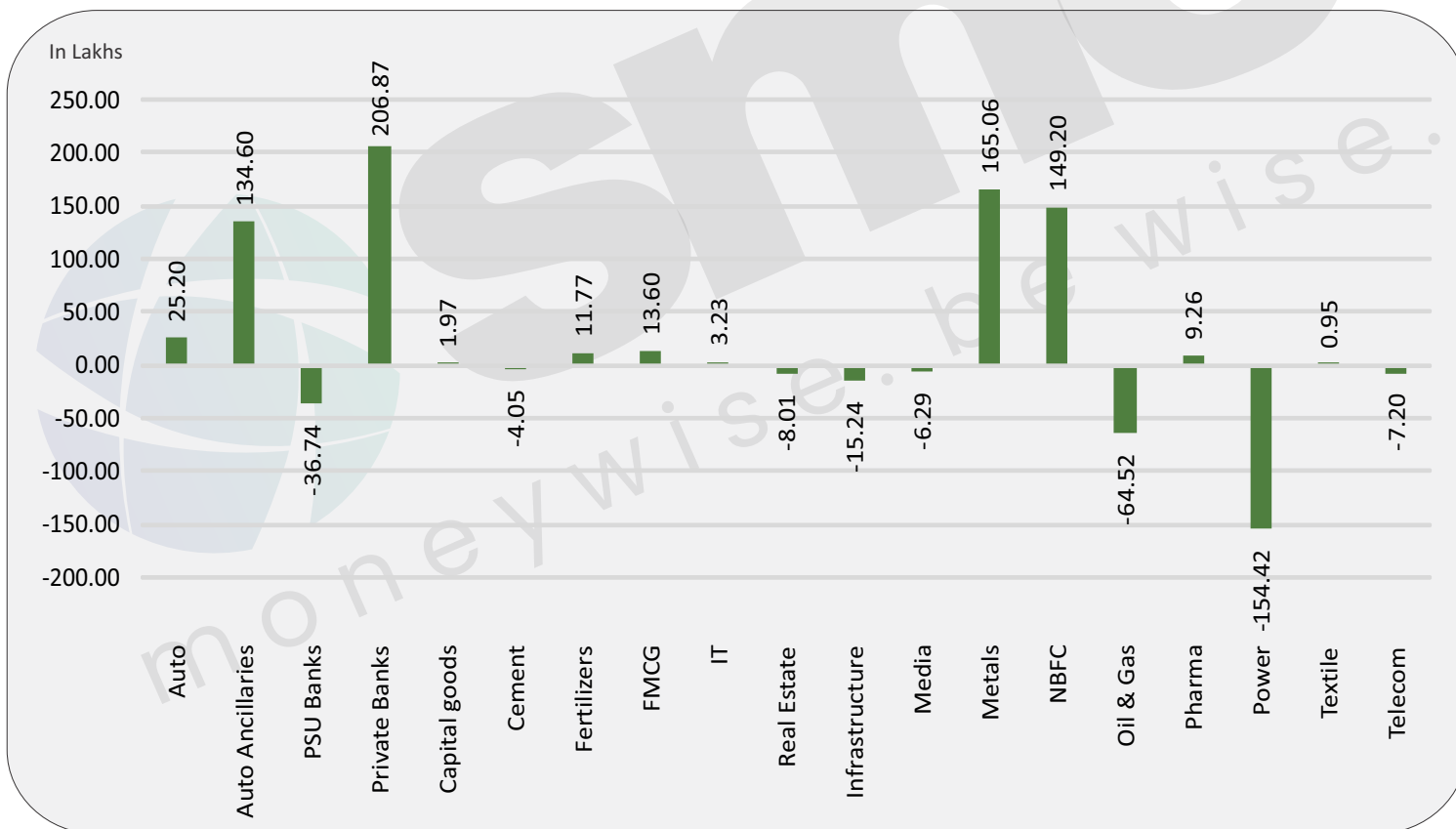
Sector overview

Scripts/Indexes	OI Change	Volume Change (%)	Price Change	Remark
Auto	2519750	118.6%	1.0%	Long Buildup
Auto Ancillaries	13459750	99.7%	2.4%	Long Buildup
PSU Banks	-3673650	68.2%	1.9%	Short Covering
Private Banks	20687125	30.2%	-0.8%	Short Buildup
Capital goods	196650	-20.7%	-0.1%	Short Buildup
Cement	-405321	20.9%	-1.4%	Long Unwinding
Fertilizers	1177050	169.6%	2.1%	Long Buildup
FMCG	1359625	-8.8%	-0.7%	Short Buildup
IT	322975	30.6%	-1.5%	Short Buildup
Real Estate	-800675	-59.0%	-0.1%	Long Unwinding

Sector overview

Scripts/Indexes	OI Change	Volume Change (%)	Price Change	Remark
Infrastructure	-1524000	-20.9%	-0.9%	Long Unwinding
Media	-628500	19.4%	0.8%	Short Covering
Metals	16505625	-36.4%	-0.1%	Short Buildup
NBFC	14920067	131.4%	-1.5%	Short Buildup
Oil & Gas	-6451925	-24.2%	0.8%	Short Covering
Pharma	926375	-47.8%	-0.1%	Short Buildup
Power	-15441900	-51.3%	0.7%	Short Covering
Textile	94785	-24.8%	0.5%	Long Buildup
Telecom	-720350	53.3%	0.2%	Short Covering

Change in sector open interest



E-mail: smc.care@smcindiaonline.com



Corporate Office:

11/6B, Shanti Chamber,
Pusa Road, New Delhi - 110005
Tel: +91-11-30111000
www.smcindiaonline.com

Mumbai Office:

Lotus Corporate Park, A Wing 401 / 402, 4th Floor,
Graham Firth Steel Compound, Off Western
Express Highway, Jay Coach Signal, Goreagon
(East) Mumbai - 400063
Tel: 91-22-67341600, Fax: 91-22-67341697

Kolkata Office:

18, Rabindra Sarani, Poddar Court, Gate No-4,
5th Floor, Kolkata - 700001
Tel.: 033 6612 7000/033 4058 7000
Fax: 033 6612 7004/033 4058 7004

Investments in securities market are subject to market risks, read all the related documents carefully before investing. Registration granted by SEBI and certification from NISM in no way guarantee performance of the intermediary or provide any assurance of returns to investors. The securities quoted are for illustration only and are not recommendatory. SMC is a SEBI registered Research Analyst having registration number INH100001849. CIN : L74899DL1994PLC063609.

SMC Global Securities Ltd. (hereinafter referred to as "SMC") is regulated by the Securities and Exchange Board of India ("SEBI") and is licensed to carry on the business of broking, depository services and related activities. SMC is a registered member of National Stock Exchange of India Limited, Bombay Stock Exchange Limited, MSEI (Metropolitan Stock Exchange of India Ltd) and M/s SMC Comtrade Ltd is a registered member of National Commodity and Derivative Exchange Limited and Multi Commodity Exchanges of India and other commodity exchanges in India. SMC is also registered as a Depository Participant with CDSL and NSDL. SMC's other associates are registered as Merchant Bankers, Portfolio Managers, NBFC with SEBI and Reserve Bank of India. It also has registration with AMFI as a Mutual Fund Distributor.

SMC is a SEBI registered Research Analyst having registration number INH100001849. SMC or its associates has not been debarred/ suspended by SEBI or any other regulatory authority for accessing /dealing in securities market. SMC or its associates or its Research Analyst or his relatives do not hold any financial interest in the subject company interest at the time of publication of this Report. SMC or its associates or its Research Analyst or his relatives do not hold any actual/beneficial ownership of more than 1% (one percent) in the subject company, at the end of the month immediately preceding the date of publication of this Report. SMC or its associates its Research Analyst or his relatives does not have any material conflict of interest at the time of publication of this Report.

SMC or its associates/analyst has not received any compensation from the subject company covered by the Research Analyst during the past twelve months. The subject company has not been a client of SMC during the past twelve months. SMC or its associates has not received any compensation or other benefits from the subject company covered by analyst or third party in connection with the present Research Report. The Research Analyst has not served as an officer, director or employee of the subject company covered by him/her and SMC has not been engaged in the market making activity for the subject company covered by the Research Analyst in this report.

The views expressed by the Research Analyst in this Report are based solely on information available publicly available/internal data/ other reliable sources believed to be true. SMC does not represent/ provide any warranty expressly or impliedly to the accuracy, contents or views expressed herein and investors are advised to independently evaluate the market conditions/risks involved before making any investment decision. The research analysts who have prepared this Report hereby certify that the views /opinions expressed in this Report are their personal independent views/opinions in respect of the subject company.

Disclaimer: This Research Report is for the personal information of the authorized recipient and doesn't construe to be any investment, legal or taxation advice to the investor. It is only for private circulation and use. The Research Report is based upon information that we consider reliable, but we do not represent that it is accurate or complete, and it should not be relied upon as such. No action is solicited on the basis of the contents of this Research Report. The Research Report should not be reproduced or redistributed to any other person(s) in any form without prior written permission of the SMC. The contents of this material are general and are neither comprehensive nor inclusive. Neither SMC nor any of its affiliates, associates, representatives, directors or employees shall be responsible for any loss or damage that may arise to any person due to any action taken on the basis of this Research Report. It does not constitute personal recommendations or take into account the particular investment objectives, financial situations or needs of an individual client or a corporate/s or any entity/s. All investments involve risk and past performance doesn't guarantee future results. The value of, and income from investments may vary because of the changes in the macro and micro factors given at a certain period of time. The person should use his/her own judgment while taking investment decisions. Please note that SMC its affiliates, Research Analyst, officers, directors, and employees, including persons involved in the preparation or issuance of this Research Report: (a) from time to time, may have long or short positions in, and buy or sell the securities thereof, of the subject company(ies) mentioned here in; or (b) be engaged in any other transaction involving such securities and earn brokerage or other compensation or act as a market maker in the financial instruments of the subject company(ies) discussed herein or may perform or seek to perform investment banking services for such company(ies) or act as advisor or lender/borrower to such subject company(ies); or (c) may have any other potential conflict of interest with respect to any recommendation and related information and opinions. All disputes shall be subject to the exclusive jurisdiction of Delhi High court.