

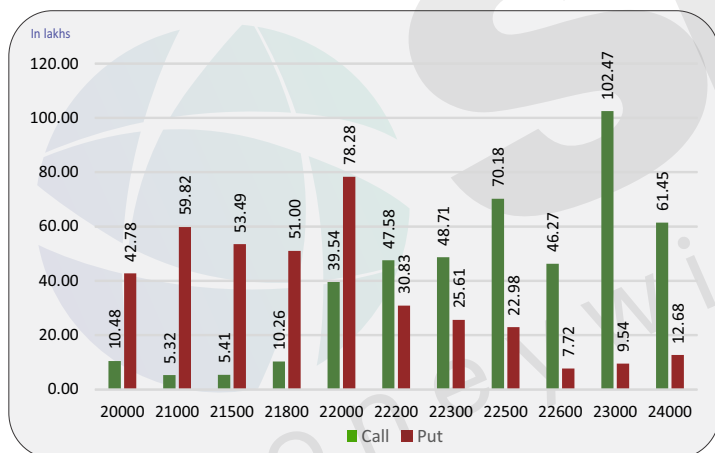
Index level

Index	Close	S1	S2	R1	R2
NIFTY	22129	22200	22100	22400	22500
BANKNIFTY	47575	47400	47200	47800	48000

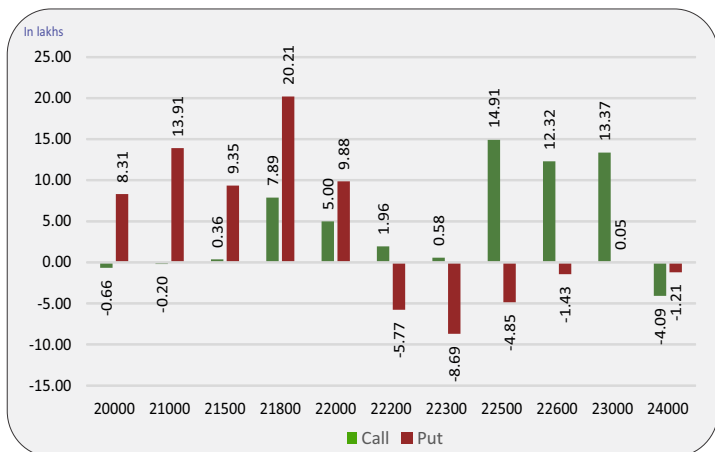
Nifty snapshot

	19-Apr	18-Apr
Nifty Spot	22147.00	21995.85
Nifty Apr	22128.70	22055.20
Nifty May	22275.45	22206.10
Chg. OI (Apr) (%)	-10.01	4.13
Chg. OI (May) (%)	19.51	57.88
50 Day SMA	22169	22161
100 Day SMA	21705	21686
200 Day SMA	20616	20606

Nifty option OI concentration



Nifty option OI change



Nifty outlook

Gift Nifty 22257 (+128)

Today the markets are likely to open on positive note. All the emerging markets are trading in green. The coming session is likely to witness a range of 22200 on declines and 22400 on advances.

Stock is in ban period

BALRAMCHIN, BANDHANBNK, BIOCON, EXIDEIND, IDEA, METROPOLIS, PEL, SAIL, ZEEL

Sentiment indicator

	19-Apr	18-Apr	16-Apr	15-Apr	12-Apr
NIFTY Discount/Premium	-18.30	59.35	52.85	84.80	82.05
COST OF CARRY%	0.92	0.91	0.89	0.88	0.85
PCR(OI)	0.90	0.79	0.86	0.97	0.93
PCR(VOL)	0.79	0.89	0.76	0.89	0.85
A/D RATIO(Nifty 50)	1.23	0.23	0.36	0.14	0.14
A/D RATIO(All FO Stock)*	0.79	0.35	0.79	0.13	0.35
IMPLIED VOLATILITY	12.42	12.38	11.93	11.72	10.94
VIX	13.46	13.04	12.62	12.47	11.53
HISTORICAL VOLATILITY	14.42	14.43	14.44	14.45	14.41

\*All Future Stock

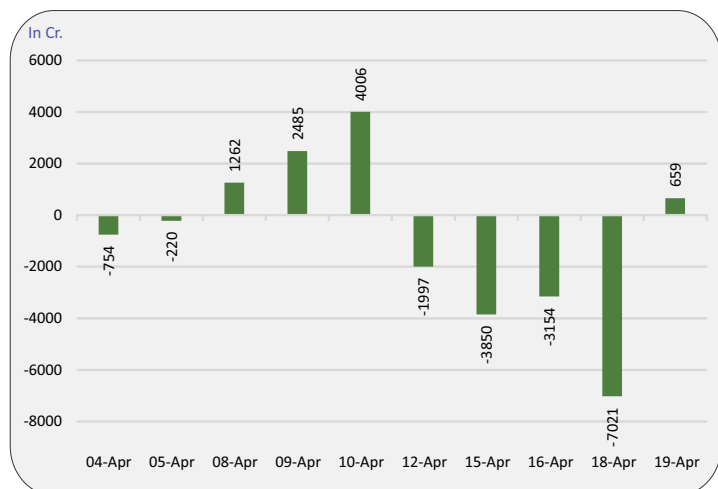
Nifty v/s OI

Date	Nifty	% Change	Open Interest	% Change
09-Apr	22735	-0.1%	11419350	9.1%
10-Apr	22812	0.3%	11433350	0.1%
12-Apr	22601	-0.9%	10886200	-4.8%
15-Apr	22357	-1.1%	11622900	6.8%
16-Apr	22201	-0.7%	11034550	-5.1%
18-Apr	22055	-0.7%	11490050	4.1%
19-Apr	22129	0.3%	10340100	-10.0%

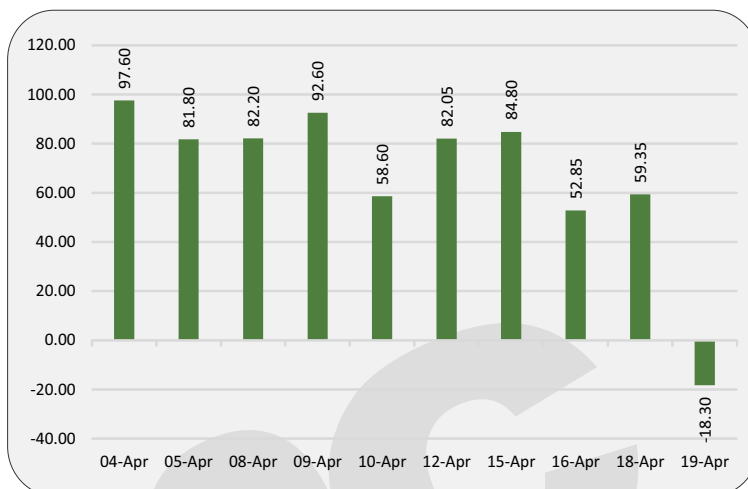
Fund flow (FII/DII)

	Net investment (in cr)
FII INDEX FUTURE	659
FII INDEX OPTION	5753
FII STOCK FUTURE	4215
FII STOCK OPTION	-251
FII CASH	129
DII CASH	-53

### FII'S activity in Nifty future



### Nifty discount / premium



### Top 10 long build up

	LTP	% Change	Open Interest	% OI Change
SYNGENE	707.0	0.26%	5105000	4.01%
IGL	435.5	0.35%	1.72E+07	1.28%
MFSL	1027.1	2.04%	8611200	1.24%
COROMANDEL	1122.0	0.39%	1386700	1.12%
JKCEMENT	4148.7	0.42%	806750	1.03%
MOTHERSON	127.0	0.79%	151521100	0.20%

### Indices to out perform

	Closing	% Change
BANK	47574	1.07%
FIN SERVICE	21173	1.31%
METAL	8909	0.96%
INFRA	8339	0.18%
MEDIA	1870	-1.02%

### Indices to under perform

	Closing	% Change
ENERGY	39358	0.00%
FMCG	53055	0.44%
PHARMA	18405	-0.65%
IT	33368	-0.39%
MIDCAP	13595	-0.67%

### Top 10 short build up

	LTP	% Change	Open Interest	% OI Change
LTTTS	5242.4	-0.68%	633400	3.97%
BAJAJ-AUTO	8788.4	-2.88%	2604250	3.25%
TVSMOTOR	1898.4	-2.43%	5499200	3.16%
MPHASIS	2284.5	-2.23%	2600950	2.02%
M&MFIN	283.5	-2.59%	24990000	1.98%
BATAINDIA	1316.3	-1.81%	4101375	1.32%
CROMPTON	297.4	-0.02%	16601400	1.26%
LAURUSLABS	427.1	-1.21%	13804000	1.03%
NAUKRI	5708.3	-0.38%	1338300	0.82%
BSOFT	683.0	-2.30%	7091000	0.61%

### Stocks to out perform

	Closing	% Change
EXIDEIND	441.6	-1.47%
RECLTD	425.2	-0.96%
HDFCAMC	3713.1	-1.88%
M&MFIN	283.5	-2.59%
GAIL	201.7	-1.01%

### Stocks to under perform

	Closing	% Change
DRREDDY	5926.0	-0.41%
GODREJCP	1170.4	0.45%
MFSL	1027.1	2.04%
UBL	1837.1	-0.22%
RELIANCE	2938.0	0.21%

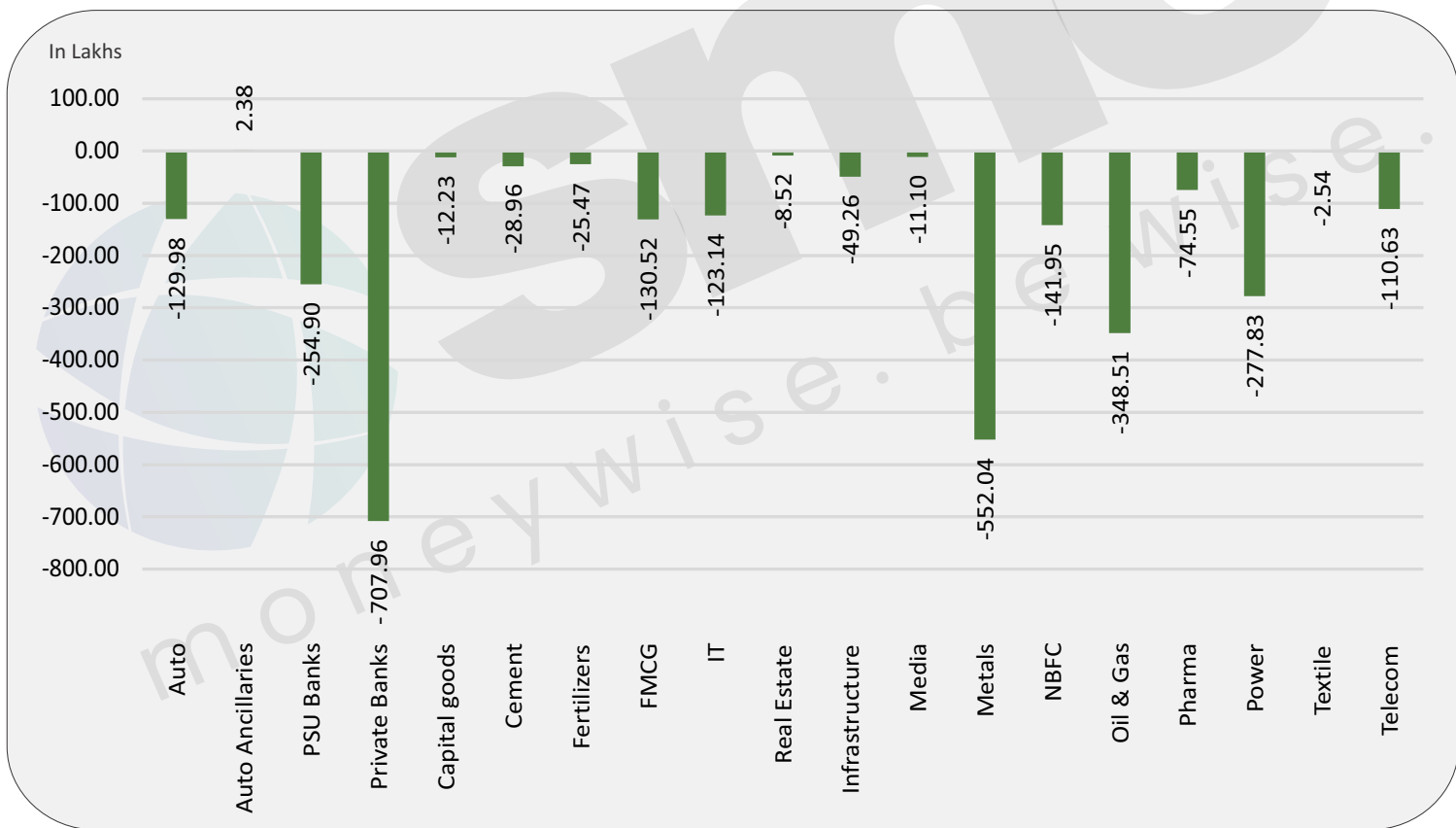
### Sector overview

Scripts/Indexes	OI Change	Volume Change (%)	Price Change	Remark
Auto	-12997525	-2.2%	0.1%	Short Covering
Auto Ancillaries	238300	-26.8%	0.2%	Long Buildup
PSU Banks	-25489625	3.1%	-0.5%	Long Unwinding
Private Banks	-70795825	27.1%	0.6%	Short Covering
Capital goods	-1223400	-25.5%	-1.1%	Long Unwinding
Cement	-2896442	-23.7%	0.0%	Short Covering
Fertilizers	-2546750	-3.4%	0.0%	Short Covering
FMCG	-13051800	-23.4%	0.2%	Short Covering
IT	-12313950	-18.8%	-0.7%	Long Unwinding
Real Estate	-851500	21.5%	-0.9%	Long Unwinding

### Sector overview

Scripts/Indexes	OI Change	Volume Change (%)	Price Change	Remark
Infrastructure	-4925500	20.5%	0.3%	Short Covering
Media	-1110000	-4.2%	-1.4%	Long Unwinding
Metals	-55203900	-6.8%	0.9%	Short Covering
NBFC	-14195365	13.5%	0.2%	Short Covering
Oil & Gas	-34850700	-22.6%	-0.5%	Long Unwinding
Pharma	-7454725	-22.8%	-1.2%	Long Unwinding
Power	-27782625	-28.1%	-0.1%	Long Unwinding
Textile	-253800	-18.2%	0.2%	Short Covering
Telecom	-11062650	-23.1%	1.7%	Short Covering

### Change in sector open interest



E-mail: [smc.care@smcindiaonline.com](mailto:smc.care@smcindiaonline.com)



**Corporate Office:**

11/6B, Shanti Chamber,  
Pusa Road, New Delhi - 110005  
Tel: +91-11-30111000  
[www.smcindiaonline.com](http://www.smcindiaonline.com)

**Mumbai Office:**

Lotus Corporate Park, A Wing 401 / 402, 4th Floor,  
Graham Firth Steel Compound, Off Western  
Express Highway, Jay Coach Signal, Goreagon  
(East) Mumbai - 400063  
Tel: 91-22-67341600, Fax: 91-22-67341697

**Kolkata Office:**

18, Rabindra Sarani, Poddar Court, Gate No-4,  
5th Floor, Kolkata - 700001  
Tel.: 033 6612 7000/033 4058 7000  
Fax: 033 6612 7004/033 4058 7004

Investments in securities market are subject to market risks, read all the related documents carefully before investing. Registration granted by SEBI and certification from NISM in no way guarantee performance of the intermediary or provide any assurance of returns to investors. The securities quoted are for illustration only and are not recommendatory. SMC is a SEBI registered Research Analyst having registration number INH100001849. CIN : L74899DL1994PLC063609.

SMC Global Securities Ltd. (hereinafter referred to as "SMC") is regulated by the Securities and Exchange Board of India ("SEBI") and is licensed to carry on the business of broking, depository services and related activities. SMC is a registered member of National Stock Exchange of India Limited, Bombay Stock Exchange Limited, MSEI (Metropolitan Stock Exchange of India Ltd) and M/s SMC Comtrade Ltd is a registered member of National Commodity and Derivative Exchange Limited and Multi Commodity Exchanges of India and other commodity exchanges in India. SMC is also registered as a Depository Participant with CDSL and NSDL. SMC's other associates are registered as Merchant Bankers, Portfolio Managers, NBFC with SEBI and Reserve Bank of India. It also has registration with AMFI as a Mutual Fund Distributor.

SMC is a SEBI registered Research Analyst having registration number INH100001849. SMC or its associates has not been debarred/ suspended by SEBI or any other regulatory authority for accessing /dealing in securities market. SMC or its associates or its Research Analyst or his relatives do not hold any financial interest in the subject company interest at the time of publication of this Report. SMC or its associates or its Research Analyst or his relatives do not hold any actual/beneficial ownership of more than 1% (one percent) in the subject company, at the end of the month immediately preceding the date of publication of this Report. SMC or its associates its Research Analyst or his relatives does not have any material conflict of interest at the time of publication of this Report.

SMC or its associates/analyst has not received any compensation from the subject company covered by the Research Analyst during the past twelve months. The subject company has not been a client of SMC during the past twelve months. SMC or its associates has not received any compensation or other benefits from the subject company covered by analyst or third party in connection with the present Research Report. The Research Analyst has not served as an officer, director or employee of the subject company covered by him/her and SMC has not been engaged in the market making activity for the subject company covered by the Research Analyst in this report.

The views expressed by the Research Analyst in this Report are based solely on information available publicly available/internal data/ other reliable sources believed to be true. SMC does not represent/ provide any warranty expressly or impliedly to the accuracy, contents or views expressed herein and investors are advised to independently evaluate the market conditions/risks involved before making any investment decision. The research analysts who have prepared this Report hereby certify that the views /opinions expressed in this Report are their personal independent views/opinions in respect of the subject company.

**Disclaimer:** This Research Report is for the personal information of the authorized recipient and doesn't construe to be any investment, legal or taxation advice to the investor. It is only for private circulation and use. The Research Report is based upon information that we consider reliable, but we do not represent that it is accurate or complete, and it should not be relied upon as such. No action is solicited on the basis of the contents of this Research Report. The Research Report should not be reproduced or redistributed to any other person(s) in any form without prior written permission of the SMC. The contents of this material are general and are neither comprehensive nor inclusive. Neither SMC nor any of its affiliates, associates, representatives, directors or employees shall be responsible for any loss or damage that may arise to any person due to any action taken on the basis of this Research Report. It does not constitute personal recommendations or take into account the particular investment objectives, financial situations or needs of an individual client or a corporate/s or any entity/s. All investments involve risk and past performance doesn't guarantee future results. The value of, and income from investments may vary because of the changes in the macro and micro factors given at a certain period of time. The person should use his/her own judgment while taking investment decisions. Please note that SMC its affiliates, Research Analyst, officers, directors, and employees, including persons involved in the preparation or issuance of this Research Report: (a) from time to time, may have long or short positions in, and buy or sell the securities thereof, of the subject company(ies) mentioned here in; or (b) be engaged in any other transaction involving such securities and earn brokerage or other compensation or act as a market maker in the financial instruments of the subject company(ies) discussed herein or may perform or seek to perform investment banking services for such company(ies) or act as advisor or lender/borrower to such subject company(ies); or (c) may have any other potential conflict of interest with respect to any recommendation and related information and opinions. All disputes shall be subject to the exclusive jurisdiction of Delhi High court.