

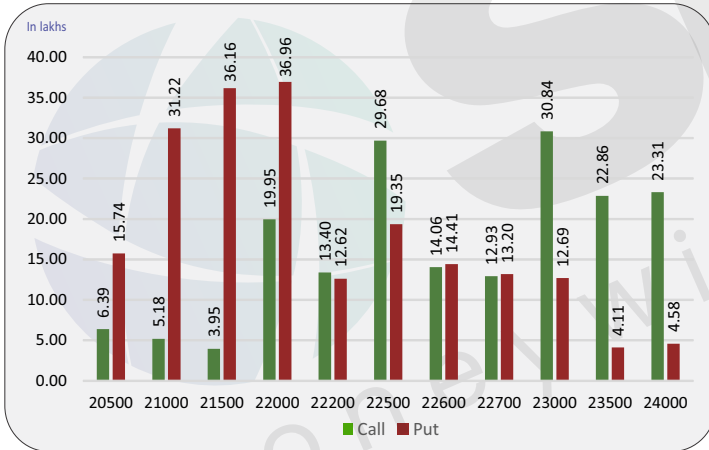
Index level

Index	Close	S1	S2	R1	R2
NIFTY	22141	22000	21900	22200	22300
BANKNIFTY	47607	47400	47200	47800	48000

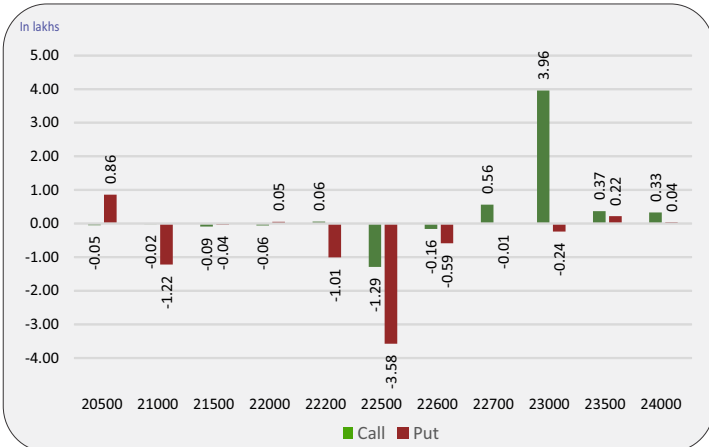
Nifty snapshot

	10-May	09-May
Nifty Spot	22055.20	21957.50
Nifty May	22140.60	22075.80
Nifty Jun	22252.85	22189.40
Chg. OI (May) (%)	-3.69	14.06
Chg. OI (Jun) (%)	10.56	48.81
50 Day SMA	22296	22294
100 Day SMA	21982	21972
200 Day SMA	20831	20825

Nifty option OI concentration



Nifty option OI change



Nifty outlook

Gift Nifty 22108 (-33)

Today the markets are likely to open on flat note. All the emerging markets are trading green. The coming session is likely to witness a range of 22000 on declines and 22200 on advances.

Stock is in ban period

BALRAMCHIN, CANBK, GMRINFRA, HINDCOPPER, IDEA, PNB, SAIL, ZEEL

Sentiment indicator

	10-May	09-May	08-May	07-May	06-May
NIFTY Discount/Premium	85.40	118.30	91.35	79.30	107.45
COST OF CARRY%	0.74	0.74	0.72	0.70	0.70
PCR(OI)	1.10	1.13	1.22	1.25	1.28
PCR(VOL)	0.93	0.73	1.05	0.87	0.95
A/D RATIO(Nifty 50)	2.77	0.17	1.45	0.40	0.75
A/D RATIO(All FO Stock)*	4.24	0.09	2.02	0.19	0.51
IMPLIED VOLATILITY	13.15	13.97	13.25	13.52	13.40
VIX	18.47	18.20	17.08	17.01	16.60
HISTORICAL VOLATILITY	14.33	14.36	14.24	14.27	14.28

*All Future Stock

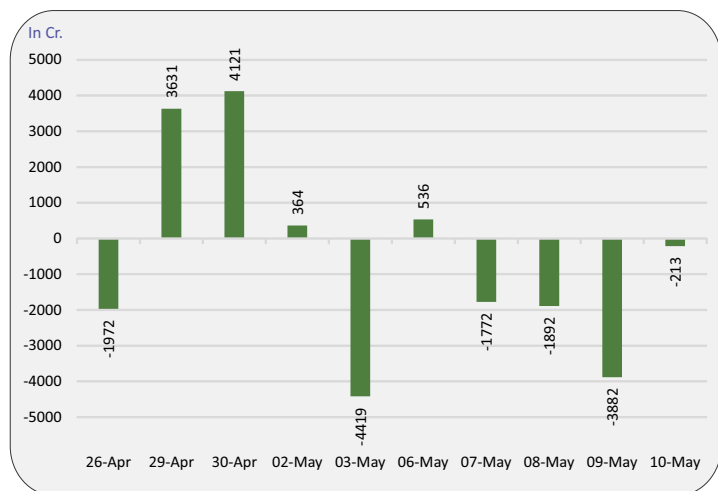
Nifty v/s OI

Date	Nifty	% Change	Open Interest	% Change
02-May	22774	0.2%	11047500	2.5%
03-May	22575	-0.9%	10451150	-5.4%
06-May	22550	-0.1%	11047300	5.7%
07-May	22382	-0.7%	10622675	-3.8%
08-May	22394	0.1%	10746375	1.2%
09-May	22076	-1.4%	12256875	14.1%
10-May	22141	0.3%	11804625	-3.7%

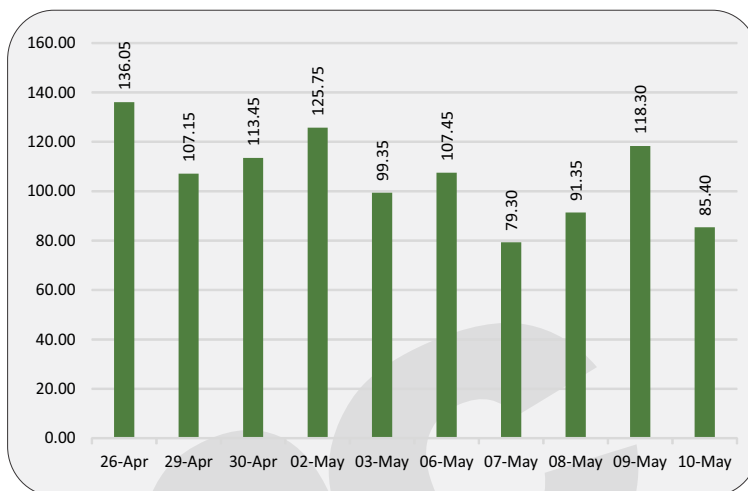
Fund flow (FII/DII)

	Net investment (in cr)
FII INDEX FUTURE	-213
FII INDEX OPTION	-5060
FII STOCK FUTURE	1942
FII STOCK OPTION	-265
FII CASH	-2,118
DII CASH	2,710

FII'S activity in Nifty future



Nifty discount / premium



Top 10 long build up

	LTP	% Change	Open Interest	% OI Change
JKCEMENT	3851.9	0.05%	822625	12.38%
APOLLOTYRE	481.8	0.51%	12127800	11.54%
LALPATHLAB	2361.7	5.51%	1582500	11.15%
ASTRAL	2169.8	4.36%	2511014	8.17%
POLYCAB	6191.5	5.94%	2198500	7.93%
SIEMENS	6204.5	0.59%	1642350	7.50%
PIIND	3583.0	1.29%	1661000	6.42%
ESCORTS	3574.5	3.45%	1298275	6.21%
HINDCOPPER	374.8	4.01%	32337950	6.09%
DIXON	8474.1	1.94%	997400	4.71%

Indices to out perform

	Closing	% Change
AUTO	22847	0.94%
MIDCAP	13910	1.12%
PSU BANK	7074	-0.29%
MEDIA	1772	0.23%
REALTY	935	-0.44%

Indices to under perform

	Closing	% Change
SMALLCAP	16107	0.69%
FMCG	55277	1.19%
ENERGY	39089	1.64%
FIN SERVICE	21094	0.00%
PSE	9769	1.48%

Top 10 short build up

	LTP	% Change	Open Interest	% OI Change
CIPLA	1347.6	-1.46%	9876100	11.83%
ACC	2374.4	-1.92%	5187000	5.25%
BSOFT	586.8	-3.33%	13342000	3.58%
LTTS	4353.5	-0.73%	1463300	2.98%
M&M	2199.0	-1.23%	13195350	1.28%
INDIGO	4042.5	-0.39%	4173300	0.91%
PFC	419.8	-0.17%	72636875	0.89%
DALBHARAT	1726.6	-0.50%	3043000	0.89%
DLF	831.1	-1.12%	42258975	0.38%
LTIM	4630.1	-0.85%	3472800	0.36%

Stocks to out perform

	Closing	% Change
BHARATFORG	1404.9	-1.08%
RECLTD	515.9	0.36%
HDFCAMC	3644.2	0.36%
M&MFIN	248.9	-1.11%
GAIL	193.3	-0.59%

Stocks to under perform

	Closing	% Change
DRREDDY	5940.0	0.71%
GODREJCP	1316.1	-0.71%
MFSL	978.2	1.25%
UBL	1918.1	0.36%
SHREECEM	25854.0	1.01%

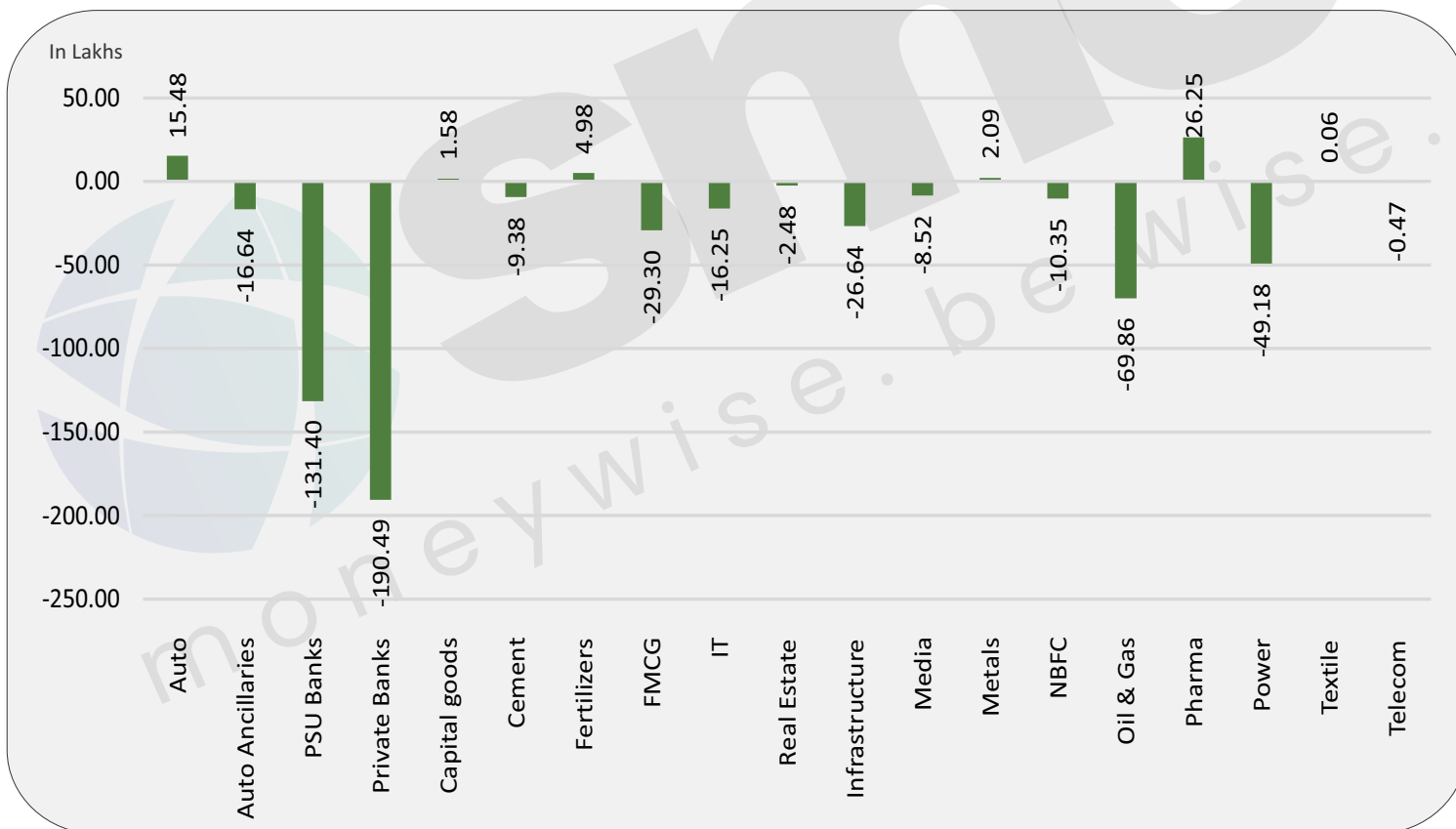
Sector overview

Scripts/Indexes	OI Change	Volume Change (%)	Price Change	Remark
Auto	1548450	-50.0%	1.2%	Long Buildup
Auto Ancillaries	-1664300	-58.5%	0.8%	Short Covering
PSU Banks	-13140275	-43.0%	-0.3%	Long Unwinding
Private Banks	-19049325	-22.5%	0.9%	Short Covering
Capital goods	157650	-56.7%	0.3%	Long Buildup
Cement	-938317	-8.9%	0.5%	Short Covering
Fertilizers	498100	123.3%	4.1%	Long Buildup
FMCG	-2929500	-37.3%	0.6%	Short Covering
IT	-1624500	-28.8%	-0.3%	Long Unwinding
Real Estate	-247725	-6.0%	-1.6%	Long Unwinding

Sector overview

Scripts/Indexes	OI Change	Volume Change (%)	Price Change	Remark
Infrastructure	-2663500	23.7%	1.5%	Short Covering
Media	-852000	-20.4%	1.0%	Short Covering
Metals	208675	-7.1%	1.6%	Long Buildup
NBFC	-1035400	-31.8%	1.9%	Short Covering
Oil & Gas	-6985825	-18.7%	0.9%	Short Covering
Pharma	2624950	19.1%	1.3%	Long Buildup
Power	-4917525	-26.2%	1.5%	Short Covering
Textile	5655	-18.8%	0.4%	Long Buildup
Telecom	-47000	-19.4%	1.4%	Short Covering

Change in sector open interest



E-mail: smc.care@smcindiaonline.com



Corporate Office:

11/6B, Shanti Chamber,
Pusa Road, New Delhi - 110005
Tel: +91-11-30111000
www.smcindiaonline.com

Mumbai Office:

Lotus Corporate Park, A Wing 401 / 402, 4th Floor,
Graham Firth Steel Compound, Off Western
Express Highway, Jay Coach Signal, Goreagon
(East) Mumbai - 400063
Tel: 91-22-67341600, Fax: 91-22-67341697

Kolkata Office:

18, Rabindra Sarani, Poddar Court, Gate No-4,
5th Floor, Kolkata - 700001
Tel.: 033 6612 7000/033 4058 7000
Fax: 033 6612 7004/033 4058 7004

Investments in securities market are subject to market risks, read all the related documents carefully before investing. Registration granted by SEBI and certification from NISM in no way guarantee performance of the intermediary or provide any assurance of returns to investors. The securities quoted are for illustration only and are not recommendatory. SMC is a SEBI registered Research Analyst having registration number INH100001849. CIN : L74899DL1994PLC063609.

SMC Global Securities Ltd. (hereinafter referred to as "SMC") is regulated by the Securities and Exchange Board of India ("SEBI") and is licensed to carry on the business of broking, depository services and related activities. SMC is a registered member of National Stock Exchange of India Limited, Bombay Stock Exchange Limited, MSEI (Metropolitan Stock Exchange of India Ltd) and M/s SMC Comtrade Ltd is a registered member of National Commodity and Derivative Exchange Limited and Multi Commodity Exchanges of India and other commodity exchanges in India. SMC is also registered as a Depository Participant with CDSL and NSDL. SMC's other associates are registered as Merchant Bankers, Portfolio Managers, NBFC with SEBI and Reserve Bank of India. It also has registration with AMFI as a Mutual Fund Distributor.

SMC is a SEBI registered Research Analyst having registration number INH100001849. SMC or its associates has not been debarred/ suspended by SEBI or any other regulatory authority for accessing /dealing in securities market. SMC or its associates or its Research Analyst or his relatives do not hold any financial interest in the subject company interest at the time of publication of this Report. SMC or its associates or its Research Analyst or his relatives do not hold any actual/beneficial ownership of more than 1% (one percent) in the subject company, at the end of the month immediately preceding the date of publication of this Report. SMC or its associates its Research Analyst or his relatives does not have any material conflict of interest at the time of publication of this Report.

SMC or its associates/analyst has not received any compensation from the subject company covered by the Research Analyst during the past twelve months. The subject company has not been a client of SMC during the past twelve months. SMC or its associates has not received any compensation or other benefits from the subject company covered by analyst or third party in connection with the present Research Report. The Research Analyst has not served as an officer, director or employee of the subject company covered by him/her and SMC has not been engaged in the market making activity for the subject company covered by the Research Analyst in this report.

The views expressed by the Research Analyst in this Report are based solely on information available publicly available/internal data/ other reliable sources believed to be true. SMC does not represent/ provide any warranty expressly or impliedly to the accuracy, contents or views expressed herein and investors are advised to independently evaluate the market conditions/risks involved before making any investment decision. The research analysts who have prepared this Report hereby certify that the views /opinions expressed in this Report are their personal independent views/opinions in respect of the subject company.

Disclaimer: This Research Report is for the personal information of the authorized recipient and doesn't construe to be any investment, legal or taxation advice to the investor. It is only for private circulation and use. The Research Report is based upon information that we consider reliable, but we do not represent that it is accurate or complete, and it should not be relied upon as such. No action is solicited on the basis of the contents of this Research Report. The Research Report should not be reproduced or redistributed to any other person(s) in any form without prior written permission of the SMC. The contents of this material are general and are neither comprehensive nor inclusive. Neither SMC nor any of its affiliates, associates, representatives, directors or employees shall be responsible for any loss or damage that may arise to any person due to any action taken on the basis of this Research Report. It does not constitute personal recommendations or take into account the particular investment objectives, financial situations or needs of an individual client or a corporate/s or any entity/s. All investments involve risk and past performance doesn't guarantee future results. The value of, and income from investments may vary because of the changes in the macro and micro factors given at a certain period of time. The person should use his/her own judgment while taking investment decisions. Please note that SMC its affiliates, Research Analyst, officers, directors, and employees, including persons involved in the preparation or issuance of this Research Report: (a) from time to time, may have long or short positions in, and buy or sell the securities thereof, of the subject company(ies) mentioned here in; or (b) be engaged in any other transaction involving such securities and earn brokerage or other compensation or act as a market maker in the financial instruments of the subject company(ies) discussed herein or may perform or seek to perform investment banking services for such company(ies) or act as advisor or lender/borrower to such subject company(ies); or (c) may have any other potential conflict of interest with respect to any recommendation and related information and opinions. All disputes shall be subject to the exclusive jurisdiction of Delhi High court.