

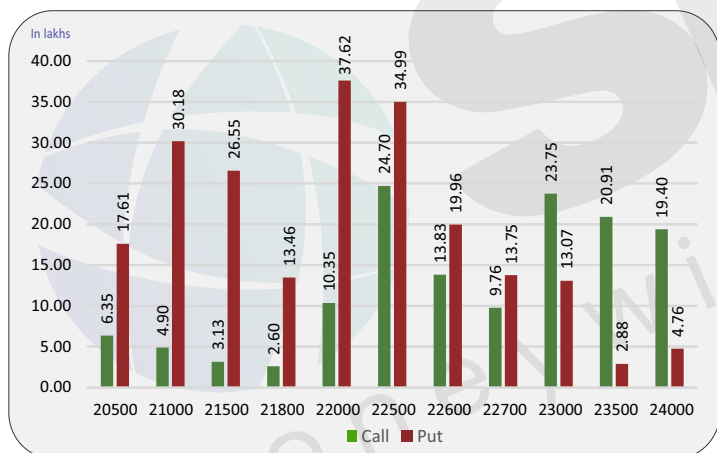
Index level

Index	Close	S1	S2	R1	R2
NIFTY	22751	22700	22600	22900	23000
BANKNIFTY	49550	49400	49200	49800	50000

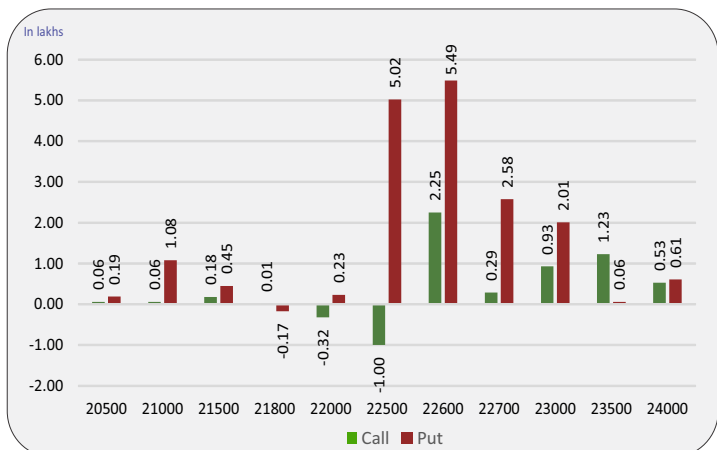
Nifty snapshot

	29-Apr	26-Apr
Nifty Spot	22643.40	22419.95
Nifty May	22750.55	22556.00
Nifty Jun	22840.65	22667.05
Chg. OI (May) (%)	3.23	-9.16
Chg. OI (Jun) (%)	1.53	3.93
50 Day SMA	22251	22241
100 Day SMA	21858	21841
200 Day SMA	20715	20708

Nifty option OI concentration



Nifty option OI change



Nifty outlook

Gift Nifty 22800 (+49)

Today the markets are likely to open on flat note. All the emerging markets are trading in green. The coming session is likely to witness a range of 22700 on declines and 22900 on advances.

Stock is in ban period

BIOCON, IDEA

Sentiment indicator

	29-Apr	26-Apr	25-Apr	24-Apr	23-Apr
NIFTY Discount/Premium	107.15	136.05	83.60	107.35	117.70
COST OF CARRY%	0.63	0.62	0.58	0.59	0.59
PCR(OI)	1.41	1.34	1.37	1.36	1.32
PCR(VOL)	1.24	1.15	1.03	1.33	1.25
A/D RATIO(Nifty 50)	2.06	0.58	5.13	1.45	0.96
A/D RATIO(All FO Stock)*	1.06	1.59	3.14	2.09	1.67
IMPLIED VOLATILITY	11.79	11.65	11.60	11.42	11.62
VIX	12.24	10.93	10.73	10.28	10.20
HISTORICAL VOLATILITY	14.38	14.36	14.36	14.36	14.4

*All Future Stock

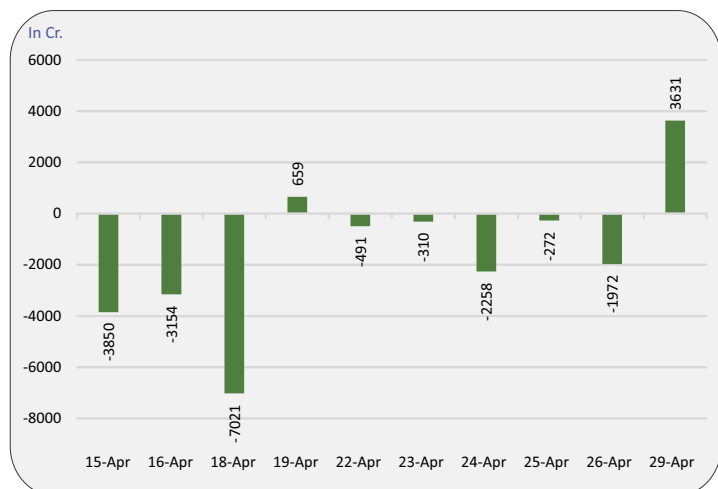
Nifty v/s OI

Date	Nifty	% Change	Open Interest	% Change
19-Apr	22275	0.3%	4520650	19.5%
22-Apr	22497	1.0%	5333650	18.0%
23-Apr	22486	0.0%	7013650	31.5%
24-Apr	22510	0.1%	8788750	25.3%
25-Apr	22654	0.6%	11448050	30.3%
26-Apr	22556	-0.4%	10399450	-9.2%
29-Apr	22751	0.9%	10735775	3.2%

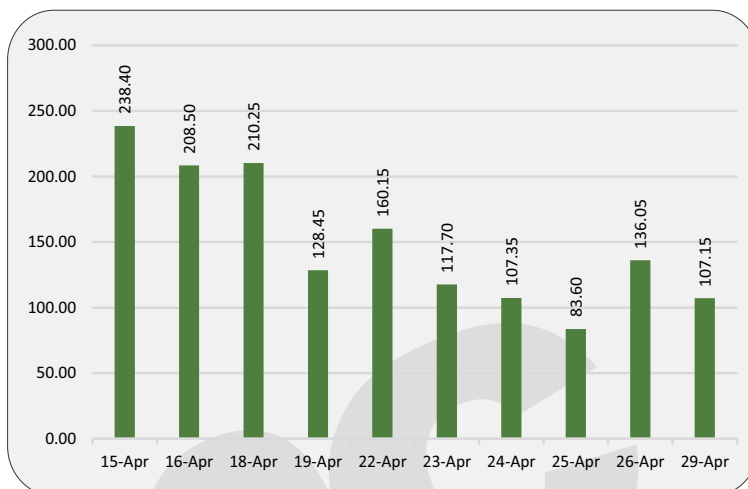
Fund flow (FII/DII)

	Net investment (in cr)
FII INDEX FUTURE	3631
FII INDEX OPTION	-21821
FII STOCK FUTURE	-77
FII STOCK OPTION	625
FII CASH	169
DII CASH	692

FII'S activity in Nifty future



Nifty discount / premium



Top 10 long build up

	LTP	% Change	Open Interest	% OI Change
L&TFH	165.3	1.91%	18954576	96.03%
BALRAMCHIN	405.3	2.69%	1.25E+07	16.70%
ABCAPITAL	242.4	3.79%	63595800	12.64%
ULTRACEMCO	10044.6	2.82%	2389700	9.30%
M&M	2080.0	0.81%	11951800	8.09%
NAVINFLUOR	3451.8	3.43%	1894650	7.74%
SBILIFE	1435.2	0.46%	10848000	7.54%
ZEEL	150.9	2.41%	123918000	5.98%
BOSCHLTD	29486.3	1.22%	346700	5.49%
TATAPOWER	452.0	2.56%	96032250	4.43%

Indices to out perform

	Closing	% Change
BANK	49424	2.54%
ENERGY	40352	0.96%
FIN SERVICE	21811	2.14%
PHARMA	19097	0.54%
MIDCAP	14153	0.50%

Indices to under perform

	Closing	% Change
AUTO	22079	-0.15%
FMCG	54332	0.06%
IT	33579	-0.26%
REALTY	959	-1.00%
METAL	9269	0.50%

Top 10 short build up

	LTP	% Change	Open Interest	% OI Change
APOLLOHOSP	6009.1	-4.85%	2152125	19.12%
SBICARD	723.7	-4.51%	21841600	16.47%
HINDCOPPER	391.8	-0.72%	29746250	11.72%
HDFCLIFE	580.3	-1.94%	30756000	8.72%
TATACHEM	1090.9	-2.98%	11503800	8.64%
GMRINFRA	88.4	-3.65%	209250000	7.43%
IEX	156.7	-2.03%	62313750	6.34%
HCLTECH	1379.6	-5.75%	16940350	6.01%
BIOCON	308.3	-0.50%	61695000	5.23%
APOLLOTYRE	489.5	-0.59%	12578300	5.08%

Stocks to out perform

	Closing	% Change
CHAMBLFERT	429.8	0.73%
RECLTD	467.1	1.44%
HDFCAMC	3802.0	1.69%
M&MFIN	263.4	1.13%
GAIL	210.9	0.45%

Stocks to under perform

	Closing	% Change
DRREDDY	6327.5	0.38%
GODREJCP	1224.7	1.02%
MFSL	982.7	-2.34%
UBL	2007.2	-0.56%
AUROPHARMA	1158.3	1.75%

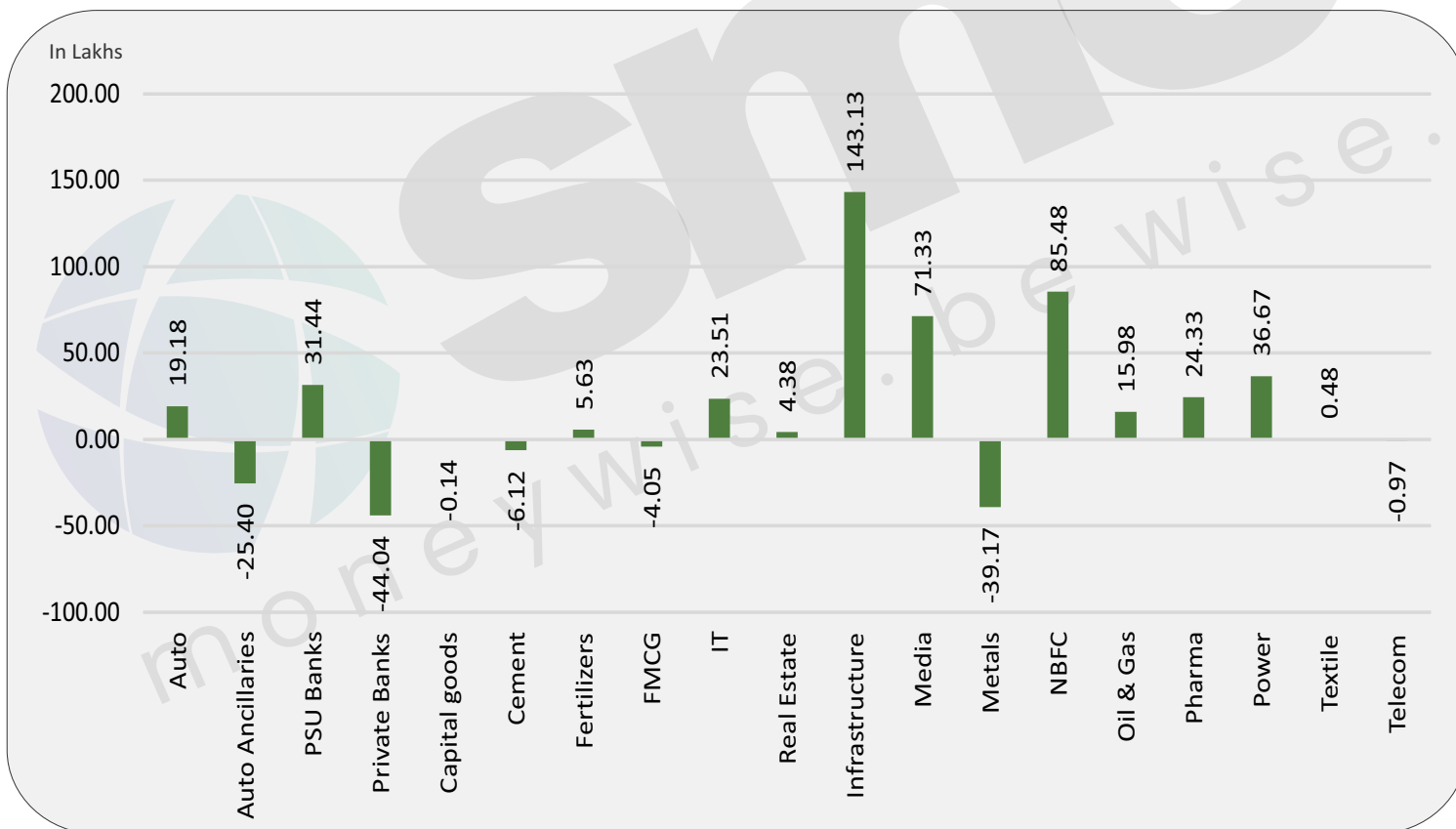
Sector overview

Scripts/Indexes	OI Change	Volume Change (%)	Price Change	Remark
Auto	1918200	-17.9%	-0.4%	Short Buildup
Auto Ancillaries	-2540350	-13.9%	-0.4%	Long Unwinding
PSU Banks	3144350	57.4%	1.3%	Long Buildup
Private Banks	-4403550	40.2%	1.4%	Short Covering
Capital goods	-13800	-10.3%	0.9%	Short Covering
Cement	-612112	76.3%	0.6%	Short Covering
Fertilizers	563350	10.0%	-1.7%	Short Buildup
FMCG	-404900	-36.2%	-0.2%	Long Unwinding
IT	2351450	-43.5%	-0.6%	Short Buildup
Real Estate	438275	0.1%	-1.2%	Short Buildup

Sector overview

Scripts/Indexes	OI Change	Volume Change (%)	Price Change	Remark
Infrastructure	14312750	-53.4%	-2.7%	Short Buildup
Media	7132500	-14.7%	0.4%	Long Buildup
Metals	-3917250	-42.4%	0.1%	Short Covering
NBFC	8547697	-34.2%	0.7%	Long Buildup
Oil & Gas	1598475	-1.7%	0.6%	Long Buildup
Pharma	2433175	-27.4%	0.1%	Long Buildup
Power	3667050	-1.7%	1.0%	Long Buildup
Textile	47835	23.7%	0.2%	Long Buildup
Telecom	-96575	-24.6%	0.0%	Short Covering

Change in sector open interest



E-mail: smc.care@smcindiaonline.com



Corporate Office:

11/6B, Shanti Chamber,
Pusa Road, New Delhi - 110005
Tel: +91-11-30111000
www.smcindiaonline.com

Mumbai Office:

Lotus Corporate Park, A Wing 401 / 402, 4th Floor,
Graham Firth Steel Compound, Off Western
Express Highway, Jay Coach Signal, Goreagon
(East) Mumbai - 400063
Tel: 91-22-67341600, Fax: 91-22-67341697

Kolkata Office:

18, Rabindra Sarani, Poddar Court, Gate No-4,
5th Floor, Kolkata - 700001
Tel.: 033 6612 7000/033 4058 7000
Fax: 033 6612 7004/033 4058 7004

Investments in securities market are subject to market risks, read all the related documents carefully before investing. Registration granted by SEBI and certification from NISM in no way guarantee performance of the intermediary or provide any assurance of returns to investors. The securities quoted are for illustration only and are not recommendatory. SMC is a SEBI registered Research Analyst having registration number INH100001849. CIN : L74899DL1994PLC063609.

SMC Global Securities Ltd. (hereinafter referred to as "SMC") is regulated by the Securities and Exchange Board of India ("SEBI") and is licensed to carry on the business of broking, depository services and related activities. SMC is a registered member of National Stock Exchange of India Limited, Bombay Stock Exchange Limited, MSEI (Metropolitan Stock Exchange of India Ltd) and M/s SMC Comtrade Ltd is a registered member of National Commodity and Derivative Exchange Limited and Multi Commodity Exchanges of India and other commodity exchanges in India. SMC is also registered as a Depository Participant with CDSL and NSDL. SMC's other associates are registered as Merchant Bankers, Portfolio Managers, NBFC with SEBI and Reserve Bank of India. It also has registration with AMFI as a Mutual Fund Distributor.

SMC is a SEBI registered Research Analyst having registration number INH100001849. SMC or its associates has not been debarred/ suspended by SEBI or any other regulatory authority for accessing /dealing in securities market. SMC or its associates or its Research Analyst or his relatives do not hold any financial interest in the subject company interest at the time of publication of this Report. SMC or its associates or its Research Analyst or his relatives do not hold any actual/beneficial ownership of more than 1% (one percent) in the subject company, at the end of the month immediately preceding the date of publication of this Report. SMC or its associates its Research Analyst or his relatives does not have any material conflict of interest at the time of publication of this Report.

SMC or its associates/analyst has not received any compensation from the subject company covered by the Research Analyst during the past twelve months. The subject company has not been a client of SMC during the past twelve months. SMC or its associates has not received any compensation or other benefits from the subject company covered by analyst or third party in connection with the present Research Report. The Research Analyst has not served as an officer, director or employee of the subject company covered by him/her and SMC has not been engaged in the market making activity for the subject company covered by the Research Analyst in this report.

The views expressed by the Research Analyst in this Report are based solely on information available publicly available/internal data/ other reliable sources believed to be true. SMC does not represent/ provide any warranty expressly or impliedly to the accuracy, contents or views expressed herein and investors are advised to independently evaluate the market conditions/risks involved before making any investment decision. The research analysts who have prepared this Report hereby certify that the views /opinions expressed in this Report are their personal independent views/opinions in respect of the subject company.

Disclaimer: This Research Report is for the personal information of the authorized recipient and doesn't construe to be any investment, legal or taxation advice to the investor. It is only for private circulation and use. The Research Report is based upon information that we consider reliable, but we do not represent that it is accurate or complete, and it should not be relied upon as such. No action is solicited on the basis of the contents of this Research Report. The Research Report should not be reproduced or redistributed to any other person(s) in any form without prior written permission of the SMC. The contents of this material are general and are neither comprehensive nor inclusive. Neither SMC nor any of its affiliates, associates, representatives, directors or employees shall be responsible for any loss or damage that may arise to any person due to any action taken on the basis of this Research Report. It does not constitute personal recommendations or take into account the particular investment objectives, financial situations or needs of an individual client or a corporate/s or any entity/s. All investments involve risk and past performance doesn't guarantee future results. The value of, and income from investments may vary because of the changes in the macro and micro factors given at a certain period of time. The person should use his/her own judgment while taking investment decisions. Please note that SMC its affiliates, Research Analyst, officers, directors, and employees, including persons involved in the preparation or issuance of this Research Report: (a) from time to time, may have long or short positions in, and buy or sell the securities thereof, of the subject company(ies) mentioned here in; or (b) be engaged in any other transaction involving such securities and earn brokerage or other compensation or act as a market maker in the financial instruments of the subject company(ies) discussed herein or may perform or seek to perform investment banking services for such company(ies) or act as advisor or lender/borrower to such subject company(ies); or (c) may have any other potential conflict of interest with respect to any recommendation and related information and opinions. All disputes shall be subject to the exclusive jurisdiction of Delhi High court.